

SERVING THE AQUA COMMUNITY FOR OVER 25 YEARS

# Blue Thumb

2025

## RETAIL MASTER CATALOG

Your Source for Unique Water Features



Ponds / Waterfalls / Fountains



## Our Customer Service Team

# Thank you for being our customer!



Our business is blessed to have each of you as customers. We appreciate your loyalty to us and take your success and business seriously.

Please feel free to contact us directly should you ever feel the need. We'd love to hear from you!

Say hello to **Maggie**  
our new office mascot!



**Brandt Reynolds**  
Sales / Tech Help  
brandt@bluethumbponds.com



**Dalton Caleca**  
Sales / Tech Help  
dalton@bluethumbponds.com



**Karissa Renne**  
Customer Service  
karissa@bluethumbponds.com



**Jason Erickson**  
Sales / Tech Help  
jason@bluethumbponds.com



**Kip Northrup**  
President  
kip@bluethumbponds.com



**Nicole Northrup**  
Vice President  
nicole@bluethumbponds.com



## We manufacture products to help our customers design, install, and maintain better water features.

- **Call:** 888.619.3474
- **Web:** shopbluethumb.com
- **Email:** sales@bluethumbponds.com
- **Address:** 2650 Schust Rd. Saginaw, MI 48603

\* Prices subject to change without notice \* See [www.shopbluethumb.com](http://www.shopbluethumb.com) for Terms & Conditions

CONNECT WITH US SOCIALLY!



INDUSTRY AFFILIATIONS





# WHOLESALE CATALOG INDEX

## FOUNTAINS 8-73



### Handcrafted Rock 14-29

GFRC Feature Story	14-15
GFRC "Basalt" Columns	16-17
Bubbling Boulders	18-22
Double Bubblers	22
Bird Bath Kits	23
Triple Kits	24-27
Burning Boulders	28
GFRC Kit Feature	29

### Basalt-Zenshu

<b>30-43</b>	Rustic Basalt	32-33	Triple Drilled Large Block	37
	Polished & Semi-Polished	34	<b>NEW!</b> Yoshida Blocks	38-39
	Tall Rustic	35	Zenshu Basalt	40-41
	Chiseled Black Basalt	35	<b>NEW!</b> Black Millstone	41
	<b>NEW!</b> Triple Bird Bath	36	Zenshu Heiho Blocks	42-43

SEE OUR FOUNTAIN BASIN OPTIONS ON PAGES 10 & 11



### Real Stone

#### 44-49

Artisan Spheres	44-45
Triple Black Towers	46
Artisan Triples	46-47
Artisan Almonds	48
Chiseled Artisan	49



### Granite-Millstone

#### 50-55

Natural Bowls	50
Millstones	51
Low-Profile	50-51
Textured Towers	52
Hollowed Granite	53
Stone Benches	54
Tiered Fountains	55



### Vases

#### 56-63

Tuscany	57
Oil Jar/Sienna	58
Milano/Tivoli	59
Luna/Genova	60
Amphora/Stoned Urn	61
Provence/One Kind	62
Vase Kit Feature	63



### Copper-Metal

#### 64-73

Copper Trees	65-66
Glass Flowers	67
<b>NEW!</b> Crystal Sphere	68-69
<b>NEW!</b> Round Brass Urns	70
Brass Patina Urns	71
Brass Patina Bowls	72
Sugar Kettles	73

## FORMAL FALLS®

### 74-79

Formal Falls® Highlights	74-76
Formal Falls® Kits	77
Fountain Nozzles	78
Wall Spouts	79
Brass Flower Spouts	79
Mini Basin Kits	79



## POND-LESS WATERFALLS

### 80-87

Pond-Less Installation	80-83
Elite Pond-Less Kits	84
DIY Pond-Less Kits	85
Pond-Less Spillways & Falls	86
Basins - Canyon Matrix™	87



## PONDS & WATER GARDENS

### 88-97

Elite Pond Kit	90
<b>Pond Eco-System Feature</b>	<b>91</b>
Elite Skimmers	93-93
Elite Waterfalls	94-95
DIY Pond Kits	96
DIY Skimmers & Waterfalls	97



## MAINTENANCE & INSTALLATION

### 98-129

#### RUBBER LINER

#### 100-101

EPDM Liners	100
<b>Liner Calculation</b>	<b>101</b>
Liner Accessories	101

#### PUMPS

#### 102-107

Mag-Drive Fountain	102	<b>NEW!</b> M/L Stainless Steel	106
S/M Clear Water	103	M/L ShinMaywa	107
M/L IllumiFlow®	104	M/L Tsurumi	107
Large Pond & Falls	105		

#### ILLUMIGLOW® LIGHTING

#### 108-111

Color Changing Fountain Plume Kits	108
Color Changing Pond & Garden Kits	109
White Fountain & Pond 3-Light Kits	110
Lighting Accessories	111

#### WATER TREATMENTS & ACCESSORIES 112-119

Natural Treatments	112-113	Fish/Garden Pond Tools	116
Algae Treatments	114	Seasonal Items	117
Pond Plant Care	115	Fish Care	118-119

#### POND AERATION

#### 120-121

Aeration Kits	120
Custon Aeration Kits	121
Parts & Accessories	121

#### PLUMBING & INSTALLATION

#### 122-129

Flex Hose & Tubing	122	Valves & Foams	126
Filter Media	123	Auto-Fill	127
UV Clarifiers	124	Install Accessories	127
Filtration Systems	125	Plumbing Parts	128-129

## LAKES & EARTH PONDS

### 130-143

Proactive Pond Management w/Airmax®	132	Airmax® Pond Fountains	140-142
Airmax® Science - Improving Clarity	133	LED Light Kits	141, 142
Lake & Large Pond Treatments	134-135	1/2 HP EcoSeries Pond Fountain Kit	141
Weed Identification Feature	136	1 HP Pond Series Fountain Kit	142
Algae & Weed Control	137	2 HP Pond Series Fountain Kit	142
Airmax® Pond Series Aeration Systems	138	<b>Earth Pond Waterfalls</b>	<b>143</b>
Airmax® Shallow Water Series Aeration	139		

## TIPS & FEATURES

Blue text in the index above designates one of these feature pages:

Bring It In-House Feature Story	4-5	Blue Thumb Elite Waterfall Features	95
About GFRC Feature Story	14-15	Liner Calculation	101
<b>Acrylic Fountain Intro</b>	<b>42-43</b>	Airmax® Ecosystem Science	132
Vase Fountain Kit Installation	63	Airmax® Pond Management	135
How Formal Falls® Work	76	Weed Identification	136
Pond-Less Waterfall Installation	82-83	Earth Pond Waterfalls	143
Blue Thumb Eco-Systems	91	Knowledge Center	144-145
Blue Thumb Elite Skimmer Features	93	Promotional Material	147





# Bring It In-house

From our factory in Saginaw, Michigan to landscapes all across the United States



State-of-the-art technology allows our team to create customized, high-quality products for water features. You can trust our American-made products to stand up to everything Mother Nature dishes out.

Our newest rotomolding machine is flexible enough to create large and small products of all shapes. We love a challenge, so bring us your most complex jobs. We'll figure out a solution that is both durable and attractive.

When you work with Blue Thumb, you get the best pond, waterfall, fountain and aquarium equipment while supporting jobs for skilled craftsmen and artisans in the US.







**Blue Thumb**

Ponds / Waterfalls / Fountains

*"We manufacture 90% of what we sell here in our 126,000 square-foot facility in the beautiful state of Michigan. By making our products in-house we are better able to control the availability and most importantly, the quality of every product."*

**– Kip Northrup**







**Blue Thumb**

Ponds / Waterfalls / Fountains



# Why professionals choose Blue Thumb

## A Q&A with Brandt Reynolds, Contractor Sales Manager

### How do our products save time?

Blue Thumb products help contractors save time with a systems-based approach, where all components needed to make a fountain, pond, or waterfall are matched to eliminate guesswork and guarantee results. Knowing your kit is going to ship complete with equipment that works together to create your vision saves time and money versus driving around trying to piece equipment together.



### How do our products save labor?

Having all the right components right at hand, with great instructions & videos, eliminates the wasted labor that building custom systems usually requires. Plus, we assemble as much as possible in our warehouse saving you time on the job site.



### How do our products save materials or fuel?

There is no running to the hardware or box store with Blue Thumb kits. Never purchase a bulk roll of liner or hose and only use a portion ever again. Everything you will need is already included, which saves time and fuel-wasting trips around town.







# Set Your Business Apart

## How do our products help generate additional revenue for landscape professionals?

Water features are the ultimate add-on to the bottom line! Everyone loves them, they are easy to install, and even easier to maintain when done right. They require no additional skills besides those of any landscape professional. Many customers will talk about how their favorite part of their landscape is the motion and sound created by their water feature. Many projects can be completed within a matter of hours yet you can charge premium rates making them the highest profit margin on the project.

## In what other ways do our products make landscape companies profitable?

Blue Thumb projects not only add to the bottom line, but they enhance the entire portfolio. People are captivated by fountains, ponds, and simply moving water in general. Water adds movement and sound to landscapes in a way no static landscape can, and that keeps customers engaged.



Begin designing Blue Thumb water features into every project!



**Call or register online to become an Authorized Contractor and receive leads from our website**



# Fountains

## Our Fountain Styles

### Lightweight GFRG

Glass Fiber Reinforced Concrete  
Bubbling Boulders made right in  
our facility – **PGs 14 - 29**

### Triple Sets

Vase, Rock or Stone... Good things  
come in 3's. – **Shown Throughout  
the entire Fountain section!**

### Sturdy Basalt & Zenshu

Popular volcanic stone cut into a  
variety of styles – natural, polished  
or both – **PGs 30 - 43**

### Colorful Artisan

Real Stone colored by time  
and nature, shaped by artists –  
**PGs 44 - 49**

### Spheres & Almonds

A favored style of shaped  
stone for smaller water feature  
statements – **PGs 44, 48**

### Granite & Millstone

Uniquely carved granite in  
designs and textures of all sizes  
– **PGs 50 - 55**

### Stately Stone Benches &

**Tiered Fountains** Take a seat  
and enjoy a traditional concrete  
garden fountain – **PGs 54 - 55**

### Elegant Vases

Popular and easy to install with  
our Complete Kits – **PGs 56 - 63**

### Forged Metal

Nature-inspired copper trees,  
historic cast-iron sugar kettles,  
hammered brass patina vessels,  
and modern urns – **PGs 64 - 73**



# Our Fountains – In a Variety of Styles and Shapes



Four Seasons Landscaping of Dixon



The fountains featured in our collections are intentionally designed to both accent and blend in with your natural outdoor setting, with variations in styles, color and texture. No two pieces are alike, but all share an inherent beauty to enhance its place in nature. Each fountain has an individual character and is a distinctive, original piece of art.



**Scan to shop now!  
Fountains**



**Shop online 24/7 at  
[shopbluethumb.com](http://shopbluethumb.com)**



# Every Fountain Needs a Solid Foundation

## Use our patented AquaBox® basin reservoirs to support heavy fountains.

These basins are designed for a professional install and differ from others in that they feature removable grates. Additional support columns can be added when using large and heavy fountains as you approach the maximum weight limits. Take confidence in knowing your new fountain system is protected by US Patent # 7,341,203



Made in the USA



### 36" Achelous AquaBox®

Item	Retail
AB36AB	\$599.99

- Suitable for medium fountains
- Round 36" in diameter x 16"H, (Overall dia. 39.5" with lip)
- 60 gallon capacity
- Max. static load 1,000 lb
- Product Weight: 45 lb
- Includes center support & plastic pump cover
- Use 4-5 bags of Polished Pebbles to cover
- Lifetime Warranty



### 48" Achelous AquaBox®

Item	Retail
AB48AB	\$749.99

- Suitable for large fountains
- Round 48" in diameter x 16"H, (Overall dia. 51.5" with lip)
- 95 gallon capacity
- Max. static load 1,500 lb
- Product Weight: 64 lb
- Includes center support & plastic pump cover
- Use 5-6 bags of Polished Pebbles to cover
- Lifetime Warranty

These basins are ideal for vases, real stone fountains, copper fountains, and triple fountains. Plus, they are produced in Blue Thumb's facility in Michigan.



### Altum AquaBox®

Item	Retail
AB52AB	\$1,299.99

- Suitable for large and multiple fountains
- Square 52.5" x 52.5" x 20"H
- 220 gallon capacity
- Max. static load 2,500 lb
- Weight approx. 110 lb
- Includes center support & plastic pump cover
- Use 8-10 bags of Polished Pebbles to cover
- Lifetime Warranty



### Fountain Conversion Kit

Item	Size	Pump Flow	Max Vase Height	Retail
AB36KIT	36" Dia. x 16"H	800 gph	36"	\$749.99
AB48KIT	48" Dia. x 16"H	1,110 gph	48"	\$899.99

Do you have your own vase and want to convert it to a fountain? These conversion kits come with the reservoir

basin, pump, bulkhead fitting, kink-free tubing with quick disconnects, and standpipe with flow control valve.



# DIY Basins

Our Shallow Fountain Basins are Great for Low Flow, Lightweight Fountains



These patented DIY basin reservoirs are designed specifically for use with GFRC (faux) bubbling boulders or other lightweight fountains with even weight distribution. These are easy to install and maintain with their low-profile and simple, effective design.

**Easy to install and maintain with its low profile, and simple, effective design.**



## 2x2 Fountain Basin

Item	Size	Overall Height	Retail
LA2000	25" x 25" square	8"	\$199.99

- Recommended for small fountains
- 12 gallon capacity
- Comes complete with basin, grate, and screen
- One-piece grate with corner pump access
- Lifetime Warranty
- Max Static Load 250 lb



## 4x4 Fountain Basin

Item	Size	Overall Height	Retail
LA4000	49" x 49" square	12"	\$479.99

- Recommended for small to medium fountains
- 70 gallon capacity
- Comes complete with basin, grate, and screen
- Two-piece grate with corner pump access on one piece
- Lifetime Warranty
- Max Static Load 750 lb

## Medium GFRC Hex Basin


- 30" x 34" x 14"H
- Best for fountains up to 24"H
- 41 gallon capacity
- Use 4-5 bags of Polished Pebbles to cover
- Lifetime Warranty
- Max Static Load 500 lb



Item	Retail
PB1953	\$377.99

## Large GFRC Hex Basin

- 40" x 46" x 14"H
- Best for fountains up to 36"H
- 82 gallon capacity
- Use 5-6 bags of Polished Pebbles to cover
- Lifetime Warranty
- Max Static Load 850 lb



Item	Retail
PB1960	\$539.99

## External Fountain Uplighting

### IllumiGlow® Fountain & Pond 3-Light Kit

LED lighting can enhance your fountain even after the sun sets.



Great for external fountain lighting

Item	Retail
PB2897	\$149.99



## Internal Plume Lighting

### IllumiGlow® Color Changing Fountain Plume Light Kit

You can easily change lighting inside and out of your Real Stone Fountains with our RGB Color Changing kits! This plume lighting kit allows water to spout through the ring lights inset inside your stone fountains.



- 12V AC/DC
- Auto Color Cycling Option

Item	Retail
PB2903	\$219.99




Drilled stone fountain plumes are illuminated as water is pumped up through the LED light rings

Note: Not all stone fountains are drilled for blue lighting, please consult with our Sales/Tech Team for set up information



# Fountain Basin Accessories

Enjoy your fountain more with these accessories that will help reduce time needed for maintenance.



## Sediment Screen for Altum or Achelous AquaBox® Basin

The sediment screen will help prevent debris and particles from passing through the grates and into the basin where they can clog the pump and slow the water flow. Adding this item will save a lot of maintenance time in the future.

Item	Retail
ABSCREEN	\$99.99



## Kink-Free Fountain Hose

3/4" kink-free tubing 4 feet long is perfect for connecting pumps to the bottom of any vase fountain. Comes complete with 2 quick disconnects.

Item	Retail
34ABDHOSE	\$94.99



## Aluminum Grate for Altum AquaBox® Basin

A reinforced grate for the Altum AquaBox allowing higher static loads. Use with triple vase sets or triple basalt columns with heavy point loads. This grate comes in two pieces that fit into your Altum AquaBox 52.5" sq. basin.

Item	Retail
ABDGRATE	\$1,099.99



## Polished Pebbles

Item	Description	Color	Retail
PPBK40	40 lb bag	Black	\$69.99

Decorative polished pebbles varying at approximately 2"-3" in size are great for hiding the top of the Fountain & Formal Falls® Basins. Recommended coverage per bag is an 18" x 18" area, but may cover up to 24" x 24" with less stone depth.

Item	Description	Color	Retail
PPMX40	40 lb bag	Mixed	\$69.99

## Fountain Basin Auto Fill Kit

Saves maintenance time and potential pump damage. For use with Fountain Basins & AquaBox® Basins.

Item	Description	Retail
ABDAUTO	1/2" Auto Fill Kit	\$53.99



## 30 psi Regulator Kit

Recommended to regulate flow on Auto Fill kits.

Item	Retail
30PSI	\$58.99



Item	Retail
ABBSA36	\$98.99

## Splash Apron

Our 76" square basin splash apron will help to prevent water loss from your fountain by capturing and returning water to your basin that may have otherwise ended up in the surrounding landscape. For use with Achelous and Altum basins. Splash Apron is intended to be trimmed to best fit your fountain install.



# About Our Fountain Kits

Whether triple or single our "custom fountains" are designed for water to fall with expression, for a more serious statement, to disguise the sounds of your busy neighborhood or can be calculated with an elegant soothing tone for a more tranquil setting.

Blue Thumb's Fountain Kits are delivered right to your job site ready to install. All of the parts you will need for a hassle free installation are included. Instructions come with every kit to ensure the fountain is installed properly so it can be enjoyed for many years.

## Included in every Fountain Kit

- Selected Fountain(s)
- Fountain Basin
- High Efficiency Pump
- Flow Control Valve
- Plumbing & Tubing
- Polished Pebbles

**FOUNTAIN(S)** ▶  
(Triple GFRC  
"Basalt" shown)

▲ **POLISHED PEBBLES**  
(Available in Black or Mixed)

**PUMP** ▲  
**ACCESS**  
**COVER**

▲ **AUTO FILL**  
**SPINWELD**

▲ **TUBING &**  
**VALVE ASSEMBLY**  
(Specific to selected kit)

**HIGH EFFICIENCY** ▶  
**PUMP WITH**  
**DISCHARGE ASSEMBLY**  
(Mag-Drive shown)

◀ **MOLDED BASIN**  
(Achelous AquaBox® shown)

**We recommend considering these products to enhance your enjoyment and lessen maintenance tasks:**

Our Fountains allow for LED lights to be mounted inside the fountain to light the plume of water, and/or light externally.  
**PAGES 11**

Basin Aprons help contain splash of taller fountains and windy days. **PAGE 12**

Water Treatments such as Muck Buster® to keep water cleaner.  
**PAGES 112 - 113**

A Fountain Basin Auto Fill Kit will automatically maintain water level, and add a 30 psi Regulator to regulate flow. **PAGE 12**

To Request a Fountain Kit Quote Visit us online at **shopbluethumb.com** to view our current inventory and complete kit pricing. Log in to view retail pricing.



# Handcrafted Rock Fountains



Made in the USA

## What is



GFRC stands for Glass Fiber Reinforced Concrete. GFRC is a lightweight, durable material that can be cast into nearly unlimited shapes, colors and textures making it a great material for our bubbling boulders.

## Top Three Benefits of Handcrafted Rocks

### 1. Lightweight

These fountains weigh significantly less than real stone, making installation easier and less expensive.

### 2. Durable

Sturdy as real stone and stand up to weather and time, sometimes better than real stone fountains.

### 3. Versatile

Our in-house lightweight handcrafted boulders offer you the option for a unique natural design in an uncharacteristic space, start designing your yard or garden!



## Handcrafted Highlights

### Handcrafted "Basalt" Kits

Unlike their Real Stone Basalt counterparts, which weigh approximately 5 pounds per inch of height, Blue Thumb's Handcrafted GFRC Fountains are only about a quarter of that weight, making them easier to handle and install. **Pages 16-17**

### Bubbling Boulders

Single fountain kits for a gentle flow. Each a style of their own, uniquely molded from various rock formations. **Pages 18-22**

### Double and Triple Kits

We've paired a few of our favorite combinations but you may create any grouping you choose. That's part of the beauty of a consistent rock design. **Pages 22-27**

### Bird Bath Kits

We've chosen to create some of nature's designs that will hold a little flowing water for the birds to visit your backyard. **Page 23**

### Burning Boulders

Relax fireside with our new Burning Boulder or let our Fire & Water GFRC Rock light your night while bubbling. **Page 28**





# Crafted In-house

**Blue Thumb Manufactures  
A Variety of Styles and  
Shapes For Your Perfect  
Water Garden**

Handcrafted Rock Fountains are as sturdy as real rock, with a fraction of the weight. Each boulder is molded and prepared by hand at Blue Thumb and follows a careful process ensuring they are ready for your landscape.

Our Handcrafted Rock Fountains are available in natural stone colors of Dapple Gray and Chestnut.



Add an LED light to any of our rock fountains to light the plume of water.

**See Page 11**



**Scan to shop now!  
GFRC Fountains**



**Shop online 24/7 at  
[shopbluethumb.com](http://shopbluethumb.com)**



# GFRC "Basalt" Columns

Blue Thumb is excited to announce its latest range of Handcrafted GFRC Fountains inspired by our popular Real Stone Rustic Basalt Columns. – Page 32-33

TALL IN DAPPLE GRAY

## Triple Handcrafted "Basalt" Fountain Kit

Item	GFRC Triple Fountain Kits	Dimensions	Description	Retail
LA7400	3 Handcrafted "Basalt" Column Fountains	Short (18"-24"-30")	Complete Kit	\$1,799.99
LA7425	3 Handcrafted "Basalt" Column Fountains	Tall (24"-30"-36")	Complete Kit	\$2,199.99
LA7475	3 Handcrafted "Basalt" Column Fountains	Extra Tall (24"-36"-48")	Complete Kit	\$2,499.99

## 5-Column Handcrafted "Basalt" Kit

- 18" SHORT COLUMN**  
8" x 9" x 18"H; approx. 18 lbs
- 24" SMALL COLUMN**  
9" x 11" x 24"H; approx. 34 lbs
- 30" MEDIUM COLUMN**  
10" x 11" x 30"H; approx. 44 lbs
- 36" LARGE COLUMN**  
11" x 12" x 36"H; approx. 54 lbs
- 48" TALL COLUMN**  
11" x 12" x 48"H; approx. 60 lbs



DAPPLE GRAY

### KIT INCLUDES:

- All 5 Handcrafted "Basalt" Fountains
- AquaBox® Altum Basin
- 800 gph and 1300 gph Pumps
- 2-split and 3-split Flow Control Valves
- Required Plumbing and Tubing
- 320 lbs Polished Pebbles\*

Item	GFRC 5-Column Fountain Kit	Description	Retail
LA7500	5 Handcrafted "Basalt" Column Fountains	Complete Kit	\$3,899.99

\*Note: Black polished pebbles come standard with dapple gray color fountains; and mixed pebbles come standard with chestnut color fountains.





# Engineered to Look Like Real Stone at a Fraction of the Weight



SHORT IN CHESTNUT



EXTRA TALL IN DAPPLE GRAY

## KIT INCLUDES:

- 3 Handcrafted "Basalt" Fountains
- AquaBox® Achelous Basin
- Mag-Drive Pump
- 3-split Flow Control Valve
- Required Plumbing and Tubing
- 200 lbs Polished Pebbles\*

## Single Handcrafted "Basalt" Fountain

Item	Single Column Fountain	Description	Retail
LA7418	18" Handcrafted "Basalt" Column Fountain	8"x9"x18" H	\$249.99
LA7424	24" Handcrafted "Basalt" Column Fountain	9"x11"x24" H	\$329.99
LA7430	30" Handcrafted "Basalt" Column Fountain	10"x11"x30" H	\$369.99
LA7436	36" Handcrafted "Basalt" Column Fountain	11"x12"x36" H	\$449.99
LA7448	48" Handcrafted "Basalt" Column Fountain	11"x12"x48" H	\$549.99

Unlike their Real Stone Basalt counterparts, which weigh approximately 5 pounds per inch of height, Blue Thumb's Handcrafted GFRC Fountains are only about a quarter of that weight, making them easier to handle and install.

Our proprietary glass fiber reinforced concrete blend opens up a world of possibilities. Available in Chestnut Brown or Dapple Gray, these GFRC Handcrafted "Basalt" Columns bring elegance to any garden setting.

## Teton Fountain



- Dimensions: 22" x 23" x 38.5"H
- Weight approx. 75 lbs
- 4x4 Basin & 530gph Pump
- Dapple Gray or Chestnut Brown

Item	Description	Basin	Pump	Polished Pebbles	Retail
LA3900R	Complete Kit	4x4 Basin	530 gph	No	\$1,299.99
LA3900	Rock Only				\$729.99

## 24-inch "Basalt" Column Fountain



- Dimensions: 9" x 11" x 24"H
- Weight approx. 34 lbs
- 2x2 Basin & 370gph Pump
- Chestnut Brown or Dapple Gray

Item	Description	Basin	Pump	Polished Pebbles	Retail
LA7424R	Complete Kit	2x2 Basin	370 gph	No	\$479.99





## Mountain Spring Rock Fountain

- Dimensions: 36" x 24" x 24"H
- Weight: approx. 75 lbs
- Dapple Gray or Chestnut Brown

# Bubbling Boulders

Item	Description	Basin	Pump	Polished Pebbles	Retail
LA4100R	Complete Kit	4x4 Basin	530 gph	No	\$1,299.99
LA4100	Rock Only				\$699.99

Blue Thumb's expert rock makers carefully hand paint every rock to ensure it replicates the natural beauty of real rock.



## Sonoma Rock Fountain

- Dimensions: 12" x 17" x 24"H
- Weight: approx. 40 lbs
- Dapple Gray or Chestnut Brown



Item	Description	Basin	Pump	Polished Pebbles	Retail
LA3525R	Complete Kit	2x2 Basin	370 gph	No	\$649.99
LA3525	Rock Only				\$399.99

## Twisted Creek Fountain

- Dimensions: 18" x 20" x 36"H
- Weight: approx. 55 lbs
- Dapple Gray or Chestnut Brown



Item	Description	Basin	Pump	Polished Pebbles	Retail
LA4125R	Complete Kit	4x4 Basin	660 gph	No	\$1,099.99
LA4125	Rock Only				\$489.99





All of our handcrafted rocks are available in either Dapple Gray or Chestnut\*.



Dapple Gray



Chestnut

\*Chestnut is a special order color needing a two week lead time.

## Silver Falls Fountain

- Dimensions: 15" x 10" x 26"H
- Weight: approx. 30 lbs
- Dapple Gray or Chestnut Brown



Item	Description	Basin	Pump	Polished Pebbles	Retail
LA2150R	Complete Kit	2x2 Basin	370 gph	No	\$649.99
LA2150	Rock Only				\$399.99

## Hollow Springs Fountain

- Dimensions: 16" x 13" x 25"H
- Weight: approx. 35 lbs
- Dapple Gray or Chestnut Brown



Item	Description	Basin	Pump	Polished Pebbles	Retail
LA2175R	Complete Kit	2x2 Basin	370 gph	No	\$649.99
LA2175	Rock Only				\$399.99

## Sand River Falls Fountain

- Dimensions: 28" x 24" x 17"H
- Weight: approx. 50 lbs
- Dapple Gray or Chestnut Brown



Item	Description	Basin	Pump	Polished Pebbles	Retail
LA3375K	Complete Kit	Large Basin	800 gph	No	\$1,259.99
LA3375	Rock Only				\$449.99

## Klamath® Basin Fountain

- Dimensions: 18" x 19" x 16"H
- Weight: approx. 42 lbs
- Dapple Gray or Chestnut Brown



Item	Description	Basin	Pump	Polished Pebbles	Retail
LA2100R	Complete Kit	2x2 Basin	370 gph	No	\$549.99
LA2100	Rock Only				\$359.99





# Manistique Falls Fountain

Dimensions: 51" x 31" x 13"H  
Weight: approx. 85 lbs  
Extra Large Basin & 3,200 gph Pump

Item	Description	Retail
LA3300K	Complete Kit	\$2,799.99
LA3300	Rock Only	\$899.99

# Our Largest Bubbling Boulder

One of the reasons we decided to create our boulders is that we can make large fountains at a fraction of the weight. Large rocks like the Manistique Falls can be placed without heavy machinery, making installation easy and less expensive.

## Horseshoe Falls Fountain

- Dimensions: 38" x 36" x 13"H
- Weight: approx. 80 lbs
- Dapple Gray or Chestnut Brown



Item	Description	Basin	Pump	Polished Pebbles	Retail
LA3325R	Complete Kit	4x4 Basin	800 gph	No	\$1,249.99
LA3325	Rock Only				\$679.99

## Slate River Falls Fountain

- Dimensions: 36" x 30" x 12"H
- Weight: approx. 55 lbs
- Dapple Gray or Chestnut Brown



Item	Description	Basin	Pump	Polished Pebbles	Retail
LA3350R	Complete Kit	4x4 Basin	800 gph	No	\$1,099.99
LA3350	Rock Only				\$559.99



## Inspired by Nature

These designs are a perfect example of how diverse and unique designs from nature can be. This is our inspiration for handcrafting our GFRC Rock Bubbler creations.

### Mini Mountain Spring Fountain Kit

- Dimensions: 22" x 20" x 15"H
- Weight: approx. 40 lbs



Item	Description	Basin	Pump	Polished Pebbles	Retail
LA2200K	Complete Kit	Large Basin	530 gph	No	\$1,189.99
LA2200	Rock Only				\$399.99

One of our most popular designs is the Mini Mountain Spring. The quality construction ensures years of enjoyment, without weight gain. That's a perfect dream right there!

### Small Caldera Single Fountain Kit

- Dimensions: 20" x 24" x 20"H
- Weight: approx. 50 lbs
- Dapple Gray or Chestnut Brown



Item	Description	Basin	Pump	Polished Pebbles	Retail
LA2125R	Complete Kit	2x2 Basin	370 gph	No	\$769.99
LA2125	Rock Only				\$489.99

### Triple Cascade Rock Fountain Kit

- Dimensions: 32" x 18" x 24"H
- Weight: approx. 50 lbs
- Dapple Gray or Chestnut Brown



Item	Description	Basin	Pump	Polished Pebbles	Retail
LA3500R	Complete Kit	4x4 Basin	1,300 gph	No	\$1,099.99
LA3500	Rock Only				\$469.99



## Watershed Tall Double Fountain with Foothills Accent Rock



- Medium Watershed, Tall Watershed & Foothills Accent Rock
- Medium 34"H; Large 39"H; Accent Rock 16"H
- Weight: approx. 150 lbs Total
- Dapple Gray or Chestnut Brown

Item	Description	Basin	Pump	Polished Pebbles	Retail
LA6175R	Complete Kit	4x4 Basin	1,110 gph	No	\$1,599.99

## Double Cascade Fountain with Foothills Accent Rock



- Short Cascade, Tall Cascade & Foothills Accent Rock
- Short 24"H; Tall 34"H; Accent Rock 16"H
- Weight: approx. 110 lbs Total
- Dapple Gray or Chestnut Brown

Item	Description	Basin	Pump	Polished Pebbles	Retail
LA6150R	Complete Kit	4x4 Basin	1,110 gph	No	\$1,499.99

## Deschutes Fountain



- Dimensions: 20" x 24" x 39"H (25"H at shelf)
- Weight approx. 85 lbs
- 4x4 Basin & 530 gph Pump
- Dapple Gray or Chestnut Brown

Item	Description	Basin	Pump	Polished Pebbles	Retail
LA3800R	Complete Kit	4x4 Basin	530 gph	No	\$1,299.99
LA3800	Rock Only				\$729.99

## Sierra Springs Fountain



- Dimensions: 18" x 21" x 20"H
- Weight approx. 40 lbs
- 2x2 Basin & 370 gph Pump
- Dapple Gray or Chestnut Brown

Item	Description	Basin	Pump	Polished Pebbles	Retail
LA3400R	Complete Kit	2x2 Basin	370gph	No	\$769.99
LA3400	Rock Only				\$335.99





### Bird Bath Triple Fountain

Klamath 18" x 19" x 16"H; 30 lbs  
Hollow Springs 16" x 13" x 25"H; 35 lbs  
Tall Caldera 20" x 24" x 36"H; 75 lbs  
Weight: approx. 140 lbs Total

# Bird Bath Fountain Kits

Item	Description	Basin	Pump	Polished Pebbles	Retail
LA7175R	Complete Kit	4x4 Basin	1,495 gph	No	\$1,999.99

Drawing birds is easy with our GFRC Rocks  
Designed to hold water for our feathered friends

## Medium Bird Bath Fountain Kit



The GFRC fountain provides birds with a surface to splash and preen themselves, while providing you with the pleasant sounds of gently moving water.

- 36" x 21" x 13" H
- Weight: approx. 50 lbs




## Large Bird Bath Fountain Kit



This lower profile GFRC Bird Bath Fountain brings your wildlife view down to earth while allowing more room for your visiting birds to play.

- 42" x 32" x 9" H
- Weight: approx. 60 lbs



Item	Description	Basin	Pump	Polished Pebbles	Retail
LA3550R	Complete Kit	4x4 Basin	660 gph	No	\$1,199.99

Item	Description	Basin	Pump	Polished Pebbles	Retail
LA3575R	Complete Kit	4x4 Basin	800 gph	No	\$1,349.99





## Watershed Triple Fountain Kit

**Short Watershed Rock:**  
17" x 19" x 24"H, approx. 50 lbs

**Medium Watershed Rock:**  
21" x 19" x 34"H, approx. 60 lbs

**Tall Watershed Rock:**  
21" x 22" x 39"H, approx. 70 lbs

**Weight: approx. 180 lbs Total**

**Kits Include: Flow Control Valve,  
Splash Apron, Plumbing & Tubing**

# Handcrafted Triple Kits

Item	Description	Basin	Pump	Polished Pebbles	Retail
LA7200R	Complete Kit	4x4 Basin	1,495 gph	No	\$2,099.99
LA7225	Short Watershed Rock Only				\$431.99
LA7250	Medium Watershed Rock Only				\$512.99
LA7275	Tall Watershed Rock Only				\$539.99

Our Fountains create wonderful curb appeal with zero liability in front yard landscapes because there is no standing water and provide the soul soothing tranquility in backyard living spaces, too.

## Twisting Cascade Triple Fountain

Klamath, Short Cascade & Twisted Creek Fountains

· 16"H, 24"H, 36"H · Weight: approx. 125 lbs Total

Item	Description	Basin	Pump	Polished Pebbles	Retail
LA7150R	Complete Kit	4x4 Basin	1,300 gph	No	\$1,999.99

These Triple Fountain Kits are created by combining some of our favorite singles in a mix and match style.



Contact our Sales/Tech Team to get a custom quote on your own creative grouping!



All of our handcrafted rocks are available in either Dapple Gray or Chestnut\*.

Dapple Gray

Chestnut

\*Chestnut is a special order color needing a two week lead time.

## Cascade Mini-Mountain Spring Triple Fountain

Mini Mountain Spring, Short Cascade & Tall Cascade Fountains

15"H, 24"H, 34"H

Weight: (approx. 130 lb Total)

Item	Description	Basin	Pump	Polished Pebbles	Retail
LA7100R	Complete Kit	4x4 Basin	1,495 gph	No	\$1,999.99

## Watershed Cascade Triple Fountain

Short Cascade, Tall Cascade & Tall Watershed Fountains

· 24"H, 34"H, 39"H · Weight: approx. 160 lbs Total



Item	Description	Basin	Pump	Polished Pebbles	Retail
LA7125R	Complete Kit	4x4 Basin	1,495 gph	No	\$1,999.99

## Triple Column Fountain Kit

**Small Column Rock:**  
16" x 18" x 18"H,  
approx. 30 lbs

**Medium Column Rock:**  
16" x 18" x 24"H,  
approx. 45 lbs

**Large Column Rock:**  
16" x 18" x 28"H,  
approx. 55 lbs



- Total Rock Weight: approx. 130 lb.
- XL GFRC Basin & 3,200 gph IllumiFlow Pump
- **INCLUDES:** Pump Sock, Ball Valve, Splash Apron, Plumbing & Tubing, and required fittings
- Polished Pebbles not included in this kit

Item	Description	Retail
LA3000T	Complete Triple Fountain Kit	\$2,699.99
LA3025	Small Column Rock Only	\$395.99
LA3050	Medium Column Rock Only	\$431.99
LA3075	Large Column Rock Only	\$494.99



## Accent Planter

Our GFRC Accent Planter easily creates a beautiful display on its own or enhances the look of any fountain setting.

· 19" x 17" x 6"H · Weight: approx. 25 lbs

Item	Description	Retail
LA20PLANT	Rock Only	\$89.99



# Matterhorn Fountain Kits

Like the soaring mountains of Europe, these Matterhorn-inspired fountains provide a rugged and tranquil beauty to any landscape setting. The natural beauty of real rock with the added durability and lighter weight of Glass Fiber Reinforced Concrete.


## Triple Matterhorn Fountains

**Small Matterhorn Rock:**  
8" x 13" x 18"H (approx. 25 lb)

**Medium Matterhorn Rock:**  
17" x 15" x 24"H (approx. 40 lb)

**Large Matterhorn Rock:**  
9" x 16" x 28"H (approx. 50 lb)

- **Total Rock Weight: approx. 115 lb.**
- **Flow Control Valve**
- **Plumbing & Tubing**



Item	Description	Basin	Pump	Polished Pebbles	Retail
LA3100R	Complete Kit	4x4 Basin	1,495 gph	No	\$1,599.99

These fountains are available in a triple kit or as single fountain kits in Dapple Gray or Chestnut\*.

## SINGLE ROCK KITS:

Item	Description	Basin	Pump	Polished Pebbles	Retail
LA3125R	Complete Kit	2x2 Basin	370 gph	No	\$499.99
LA3125	Rock Only				\$179.99

A

### Small Matterhorn Fountain

- 8" x 13" x 18"H
- Weight: approx. 25 lbs
- Plumbing & Tubing
- 1" PVC inlet

Item	Description	Basin	Pump	Polished Pebbles	Retail
LA3150R	Complete Kit	2x2 Basin	530 gph	No	\$649.99
LA3150	Rock Only				\$224.99

B

### Medium Matterhorn Fountain

- 17" x 15" x 24"H
- Weight: approx. 40 lbs
- Plumbing & Tubing
- 1" PVC inlet

Item	Description	Basin	Pump	Polished Pebbles	Retail
LA3175R	Complete Kit	2x2 Basin	660 gph	No	\$779.99
LA3175	Rock Only				\$305.99

C

### Large Matterhorn Fountain

- 19" x 16" x 28"H
- Weight: approx. 50 lbs
- Plumbing & Tubing
- 1" PVC inlet



# Falls Fountain Kits



As a single kit, or a full triple in harmony, these Falls Fountains provide a peaceful backyard pause. Not only for your family, but for the wildlife that stop by for the gurgling fresh water pools each holds.

## Triple Falls Fountain Kit

### Agawa Falls Rock:

17" x 14" x 9"H (approx. 20 lb)

### Agate Falls Rock:

18" x 17" x 12.5"H (approx. 25 lb)

### Alder Falls Rock:

20" x 21" x 15"H (approx. 40 lb)

- **Total Rock Weight: approx. 85 lb.**
- **Plumbing & Tubing**
- **Flow Control Valve**

\*Chestnut is a special order color needing a two week lead time.

Item	Description	Basin	Pump	Polished Pebbles	Retail
LA3200R	Complete Kit	4x4 Basin	1,495 gph	No	\$1,599.99

## SINGLE ROCK KITS:

### Agawa Falls Fountain

- 17" x 14" x 9"H
- Weight: approx. 20 lbs
- Plumbing & Tubing
- 1" PVC inlet

A

Item	Description	Basin	Pump	Polished Pebbles	Retail
LA3275R	Complete Kit	2x2 Basin	370 gph	No	\$499.99
LA3275	Rock Only				\$189.99

### Agate Falls Fountain

- 18" x 17" x 12.5"H
- Weight: approx. 25 lbs
- Plumbing & Tubing
- 1" PVC inlet

B

Item	Description	Basin	Pump	Polished Pebbles	Retail
LA3250R	Complete Kit	2x2 Basin	530 gph	No	\$599.99
LA3250	Rock Only				\$229.99

### Alder Falls Fountain

- 20" x 21" x 15"H
- Weight: approx. 40 lbs
- Plumbing & Tubing
- 1" PVC inlet

C

Item	Description	Basin	Pump	Polished Pebbles	Retail
LA3225R	Complete Kit	2x2 Basin	660 gph	No	\$749.99
LA3225	Rock Only				\$299.99



# Fire & Water Fountain



Item	Description	Retail
LA3600K	Complete Kit	\$1,889.99

Whether it's a cool evening with family, friends, neighbors, or a relaxing night alone, our natural fire stones are a great setting for your gathering. These stones are made in-house from durable GFRC (glass fiber reinforced concrete) combining all the beauty of dye-colored concrete with the added strength of reinforced glass fibers.

## Fire & Water Boulder Fountain Kit

- Dimensions: 45" X 36" X 12" H,
  - Weight: Approx. 120 lb
  - Large Molded Basin
  - 800 gph Mag-Drive Pump
  - Kink-Free Tubing with Quick Disconnects & Plumbing
  - 6" Fire Burner Kit generates 40k BTUs
  - 2 bags of Polished Pebbles
- Fire Burner Kits Include:**
  - 6" Stainless Steel burner that generates 40k BTUs
  - 1/2" hub ready for LP or natural gas
  - Regulator
  - Air mixer
  - 18" hose w/quick disconnect
  - Shut off valve and fittings

# GFRC Burning Boulder Fire Kits

Enjoy your backyard or hardscape even more with a Blue Thumb Burning Boulder! Made from durable Glass Fiber Reinforced Concrete, molded from natural boulders, these rocks will become a focal point throughout the year. With a drop in stainless steel fire ring, you simply need to attach a propane or natural gas line before enjoying the radiant heat.



**Medium**  
IN CHESTNUT

Item	Description	Size	Retail
LA3555	Complete Kit	Medium	\$1,399.99
LA3580	Complete Kit	Large	\$1,599.99

• Rock Dimensions: 36" X 21" X 13"H • Rock Weight: Approx. 50 lbs.




**Large**  
IN DAPPLE GRAY

• Rock Dimensions: 42" X 32" X 9"H • Rock Weight: Approx. 60 lbs.

All of our handcrafted rocks are available in either Dapple Gray or Chestnut\*. Blue Thumb's expert rock makers carefully hand paint every rock to ensure it replicates the natural beauty of real rock.



**Chestnut**



**Dapple Gray**

\*Chestnut is a special order color needing a two week lead time.

## Fire Burner Kits Include:

- 6" Stainless Steel burner that generates 40k BTUs
- 1/2" hub ready for LP or natural gas
- Regulator
- Air mixer
- 18" hose w/quick disconnect
- Shut off valve and fittings

Note: Polished pebbles not included



# About Our Handcrafted Fountain Kits

Whether triple or single our "custom fountains" are designed for water to fall with expression, for a more serious statement, to disguise the sounds of your busy neighborhood or can be calculated with an elegant soothing tone for a more tranquil setting.

DAPPLE GRAY



CHESTNUT



All of our handcrafted rocks are available in either Dapple Gray or Chestnut\*. Blue Thumb's expert rock makers carefully hand paint every rock to ensure it replicates the natural beauty of real rock.

\*Chestnut is a special order color needing a two week lead time.



HANDCRAFTED GFR FOUNTAIN(S)

POLISHED PEBBLES

PUMP ACCESS COVER

HIGH EFFICIENCY PUMP

TUBING

MOLDED BASIN

## Included in every Handcrafted GFR Rock Fountain Kit

- GFR Fountain(s)
- Basin/Reservoir
- High Efficiency Pump
- Flow Control Valve
- Plumbing & Tubing

**We recommend considering these products to enhance your enjoyment and lessen maintenance tasks:**

Add an LED light to any of our rock fountains to light the plume of water.

**SEE PAGE 108**



Made in the USA



A Fountain Basin Auto Fill Kit will automatically maintain water level, and add a 30 psi Regulator to regulate flow. **PAGE 127**

Water Treatments such as Muck Buster® to keep water cleaner. **PAGES 112-113**





# Real Stone Fountains

## Designed by Nature



Earth Works Outdoor Builders

Created from sturdy natural rock, some feature all four sides smooth while some have three sides smooth with one side naturally chiseled. Some are rough and some are smooth. All provide a beautiful focal point in any garden.



## Real Stone Fountain Collection

### **Basalt Series** PAGE 32

A natural rustic reddish tone that when polished darkens to nearly black. Basalt has become very popular due to its extremely low maintenance.

### **Zenshu Series** PAGE 36

A collection of natural stone fountains with a peaceful Japanese Zen garden influence.

### **Artisan Series** PAGE 44

Offered in a variety of stone choices: Onyx, Marble, Sandstone, Granite, and Limestone. Colorful stone cuts create lovely patterns in the many shapes and sizes.

### **Granite/ Millstone** PAGE 50

The versatility of Granite is in the creative shapes they can be carved into, such as our popular Millstone fountains.

### **Stone Benches** PAGE 54

Add a touch of sophistication to your outdoor space with our expertly crafted stone benches, available in various styles.





## Real Stone Fountains – In a Variety of Styles and Shapes

Blue Thumbs' Artisan design fountains offer the color trends that are popular today cut in a formal design. Shipped as complete kits featuring a stunning fountain piece, these fountains are offered in a variety of stone choices: Onyx, Marble, Sandstone, Granite, and Limestone. With so many different features to choose from, you will find a perfect focal point for any garden.



Design Associates





## Real Stone Fountains

# Basalt Series



Basalt Column Fountains are growing in popularity because they provide homeowners with all the benefits of a customary water feature, including both audio and visual attraction, with extremely low maintenance. These kits can be a single solitary basalt or better yet grouped together to create a group of three fountains. Each kit comes complete with our professional molded basin for easy installation as well as the pump, plumbing, and decorative polished pebbles to complete the system. These kits are pre-assembled decreasing your installation time to less than three hours.



**Scan to shop now!**  
**Basalt & Zenshu**  
**Fountains**

**Shop online 24/7 at**  
**[shopbluethumb.com](https://shopbluethumb.com)**

Drilled stone fountains plumes are illuminated as water is pumped up through color-changing LED lights within the plumbing channel.

**See Page 108 for plume lighting kits.**





**Our Popular Rustic Basalt Towers Are Set Up for Easy Install in Single or Triple Kits**



# Rustic Basalt

Featuring Real Stone Basalt Towers up to 48" high!

## Triple Rustic Basalt Fountain Kit

**Kit includes:**

- Triple Basalt Fountains 8" - 10" Dia in heights grouped as shown in pricing table at right

- 48" Achelous Basin
- High Efficiency Pump
- Flow Control Valve
- Plumbing & Tubing
- 200 lb Polished Pebbles

Item	Size	Retail
ABBC100	18"H, 24"H, 30"H	\$2,349.99
ABBC125	24"H, 30"H, 36"H	\$2,969.99
ABBC175	24"H, 36"H, 48"H	\$3,599.99



## Single Rustic Basalt Fountain Kits

### A - Large 30" Single Rustic Basalt Fountain Kit

**Kit includes:**

- Large Basalt Fountain; 8" - 10" Dia. x 30"H
- Large Basin
- 800 gph Pump
- Flow Control Valve
- Plumbing & Tubing
- 160 lb Polished Pebbles

Item	Description	Retail
ABBC130	Complete Kit	\$1,349.99

### B - Medium 24" Single Rustic Basalt Fountain Kit

**Kit includes:**

- Medium Basalt Fountain; 8" - 10" Dia. x 24"H
- Large Basin
- 660 gph Pump
- Flow Control Valve
- Plumbing & Tubing
- 160 lb Polished Pebbles

Item	Description	Retail
ABBC124	Complete Kit	\$1,169.99

### C - Small 18" Single Rustic Basalt Fountain Kit

**Kit includes:**

- Small Basalt Fountain; 8" - 10" Dia. x 18"H
- Medium Basin
- 530 gph Pump
- Flow Control Valve
- Plumbing & Tubing
- 120 lb Polished Pebbles

Item	Description	Retail
ABBC118	Complete Kit	\$899.99

**For a lighter-weight option check out our GFRC Handcrafted "Basalt" Fountains on pages 16-17**



The textured surface of our Rustic Basalt Fountains creates more movement in water flow, while the Polished and Semi-Polished Basalt Fountains let water glide down the smoothed fountain sides.



**Hollowed-Out Basalt Fountain**

- Hollowed-out center
- 48" Achelous Basin & High Efficiency Pump

Item	Size	Retail
ABBC400	18"H, 24"H, 30"H	\$2,699.99
ABBC425	24"H, 30"H, 36"H	\$3,419.99
ABBC475	24"H, 36"H, 48"H	\$4,319.99



**Bowled Top Basalt Fountain**

- Bowled, polished top with natural sides
- 48" Achelous Basin & High Efficiency Pump

Item	Size	Retail
ABBC500	18"H, 24"H, 30"H	\$2,429.99
ABBC525	24"H, 30"H, 36"H	\$3,149.99
ABBC575	24"H, 36"H, 48"H	\$3,959.99



**Semi-Polished Basalt Fountain**

- Polished top w/ alternating polished/ natural sides
- 48" Achelous Basin
- High Efficiency Pump

Item	Size	Retail
ABBC300	18"H, 24"H, 30"H	\$2,429.99
ABBC325	24"H, 30"H, 36"H	\$3,149.99
ABBC375	24"H, 36"H, 48"H	\$3,959.99



**Polished Top Basalt Fountain**

- Flat polished top basalt rocks
- 48" Achelous Basin
- High Efficiency Pump

Item	Size	Retail
ABBC200	18"H, 24"H, 30"H	\$2,429.99
ABBC225	24"H, 30"H, 36"H	\$3,149.99
ABBC275	24"H, 36"H, 48"H	\$3,959.99



**One Side Polished Basalt Fountain**

- Flat, polished top w/ one polished side
- 48" Achelous Basin & High Efficiency Pump

Item	Size	Retail
ABBC600	18"H, 24"H, 30"H	\$2,429.99
ABBC625	24"H, 30"H, 36"H	\$3,149.99
ABBC675	24"H, 36"H, 48"H	\$3,959.99

· The basalts on this page weigh approx 5 lbs per inch of height

**Looking for a lighter triple fountain?**

Consider a GFRC option on pages 16-17. They're always in stock!



# Tall Basalt Columns

Our Tall Basalt Columns are amazing when grouped. Call our Sales/Tech Team for kit pricing. Our knowledgeable team can put together the items you need for enjoyment for years to come.

## Tall Rustic Basalt Fountains

- Natural top, drilled for fountain
- Approx. 12lbs per inch of height

Item	Height	Diameter	Retail
ABBCT36	36"	14" - 16"	\$949.99
ABBCT42	42"	14" - 16"	\$1,129.99
ABBCT48	48"	14" - 16"	\$1,299.99
ABBCT54	54"	14" - 16"	\$1,399.99
ABBCT60	60"	14" - 16"	\$1,479.99
ABBCT66	66"	14" - 16"	\$1,589.99

- Pricing is for core-drilled Basalt Columns only.
- Please call to receive an estimate on complete kit.



## Tall Basalt Support Plate

- Center Drilled Support Plate 19"W x 24"L
- Welded 12"H Stand Pipe, O.D. 1-1/2"
- 1" Water Feed Hose fits through the Stand Pipe

Item	Description	Retail
ABBCTSP	Support Plate; Pipe O.D. 1-1/2"	\$349.99



## Black Basalt Fountain Kits

Welcome our new addition to the Basalt family! The chiseled surface creates wonderfully enhanced water movement down these 16" to 48" tall fountains. Our kits come with everything needed to complete installation.

### Chiseled Black Basalt Fountain Kits

- Polished top with chiseled sides
- 48" Achelous Basin
- High Efficiency Pump
- Approx. 5.5 lbs. per inch of height

Item	Dimensions	Size	Retail
ABBC850	7" x 7"	16"H, 20"H, 24"H	\$2,199.99
ABBC800	9" x 9"	18"H, 24"H, 30"H	\$2,699.99
ABBC825	9" x 9"	24"H, 30"H, 36"H	\$3,419.99
ABBC875	9" x 9"	24"H, 36"H, 48"H	\$4,319.99





Zenshu Fountains were created to offer you unique options of real stone fountains. Borrowing from Japanese Zen garden influence, these fountains create beautiful, subtle conversation pieces with their blend of natural earth tones with black polished accents. These fountains invite you to sit and meditate with nature.

# Zenshu Series



Scan to shop now! Zenshu Fountains  
Shop online 24/7 at [shopbluethumb.com](http://shopbluethumb.com)



## Triple Basalt Bird Bath Fountain Kit

Item	Description	Retail
ABBBF3K	Complete Kit	\$3,399.99

- Drilled Basalt 2-piece Fountains
- Polished bowled top and natural sides
- 48" Achelous Basin & 1,495 gph Pump
- Includes 3 birdbath fountains with pedestals

Items shown here represent the type of real stone that the fountains were cut from. Your fountain will be uniquely designed by nature.





# Triple Drilled Yasuyuki Fountain Kit

Featuring large format Fountain Kits that make a definitive statement wherever placed. Each of these large triple-drilled Zenshu Fountains have three plumes that cascade over a stately basalt block.

Item	Description	Weight	Basin	Pump	Retail
ABZ200	28" x 12" x 14"H	485 lbs	48" Achelous	1,980 gph	\$3,999.99
ABZ210	38" x 15" x 18"H	1,000 lbs	Altum	3,200 gph	\$4,999.99

- Large block rough basalt
- Kit is complete with plumbing, tubing, flow control valve, and polished pebbles



# Triple Drilled Ichise Fountain Kit

- Large block smoothed basalt with natural sides
- Low Profile
- Kit is complete with plumbing, tubing, flow control valve, and polished pebbles

Item	Description	Weight	Basin	Pump	Retail
ABZ220	48" x 27" x 10"H	1,500 lbs	Altum	1,495 gph	\$5,199.99



**NEW FOR 2025**

# Yoshida Round Pooling Blocks

A slight raised edge around our Yoshida Fountains holds a small amount of water creating a wonderful rippling pool effect on top of the fountain.

## 38" Round Yoshida Pooling Block Fountain


- Polished Top & Natural Sides
- 36" Dia. x 12" High (approx. 1,400 lbs)

### KIT INCLUDES:

- 38" Round Yoshida Stone
- Altum AquaBox® Basin, 1495 gph Mag-Drive Pump, Plumbing, Autofill Valve, & 200 lbs Black Polished Pebbles

Recessed top area creates a "pooling" effect before cascading over the sides of this fountain!

Item	Description	Retail
ABZ245	Complete Kit	\$4,899.99



## 28" Round Yoshida Pooling Block Fountain

- Polished Top & Natural Sides
- 28" Dia. x 12" High (approx. 775 lbs)

### KIT INCLUDES:

- 28" Round Yoshida Stone
- Altum AquaBox® Basin, 1300 gph Mag-Drive Pump, Plumbing, Autofill Valve, & 200 lbs Black Polished Pebbles

Item	Description	Retail
ABZ250	Complete Kit	\$3,799.99





# Yoshida Square Pooling Blocks

A slight raised edge around our Yoshida Fountains holds a small amount of water creating a wonderful rippling pool effect on top of the fountain.



## Yoshida Natural Fountain

- Natural Sides with Polished Top
- 36" Square x 12" High (approx. 1,500 lb)
- 52.5" Square Altum AquaBox® Basin
- 1,495 gph Mag-Drive Fountain Pump
- Plumbing & Fittings
- 160 lbs Polished Pebbles



Item	Description	Retail
ABZ190	Complete Kit	\$4,899.99

## Yoshida Polished Fountain

- Polished sides with Polished Top
- 36" Square x 12" High (approx. 1,500 lb)
- 52.5" Square Altum AquaBox® Basin
- 1,495 gph Mag-Drive Fountain Pump
- Plumbing & Fittings
- 160 lbs Polished Pebbles

Item	Description	Retail
ABZ195	Complete Kit	\$4,899.99

Recessed top area creates a "pooling" effect before cascading over the sides of this fountain!





# Large and Small, Short and Tall, Zenshu Basalt Fountains Come in All Shapes and Sizes

## Shizukesa Fountain



- Large basalt block · 48" Achelous Basin & 800 gph Pump
- Polished top, rough sides · 32" x 16" x 14"H (approx. 735 lb)

Item	Description	Retail
ABZ090	Complete Kit	\$2,609.99

## Triple Split Basalt Fountain



- Natural rock exterior with polished splits and top
- 48" Achelous Basin & 1,495 gph Pump

Item	Height	Description	Retail
ABBC915	24"	Complete Kit	\$2,599.99
ABBC945	36"	Complete Kit	\$2,969.99

## Basalt Bird Bath Fountain



- Polished top and natural sides · Achelous Basin & 800 gph Pump
- 23" x 26" x 4" thick

Item	Description	Retail
ABBBF12	Complete Kit	\$1,529.99

## Suwaru Fountain



- Polished and etched top · 20" - 26" Dia. x 8"H (approx. 325 lb)
- 36" Achelous Basin & 800 gph Pump

Item	Description	Retail
ABZ010	Complete Kit	\$1,699.99

## Yoyu Fountain



- Polished top and corners · Approx. 18" x 18" x 12"H (approx. 325 lb)
- 36" Achelous Basin & 660 gph Pump

Item	Description	Retail
ABZ140	Complete Kit	\$1,619.99

## Kazan Fountain



- Polished top and some sides · 10" - 12" Dia. x 22"H (approx. 170 lb)
- 36" Achelous Basin & 800 gph Pump

Item	Description	Retail
ABZ040	Complete Kit	\$1,529.99



## Our Zenshu Series Showcases Versatility



### 24" Black Millstone Fountain

- 24" x 28" x 16"H (approx. 820 lb)
- 36" Achelous Basin & 530 gph Pump
- Polished Top with Chiseled Sides

Item	Description	Retail
ABMS24B	Complete Kit	\$1,799.99

### 36" Black Millstone Fountain

- 36" x 28" x 16"H (approx. 820 lb)
- 48" Achelous Basin & 660 gph Pump
- Polished Top with Chiseled Sides

Item	Description	Retail
ABMS36B	Complete Kit	\$2,399.99

### Mizu Kasai Fountain



- 24" - 30" Dia., 8" - 9"H (approx. 335 lb)
- 36" Achelous Basin & 800 gph Pump

Item	Description	Retail
ABZ100	Complete Kit	\$1,709.99

### Keki Fountain



- 22" x 28" x 16"H (approx. 820 lb)
- 48" Achelous Basin & 800 gph Pump

Item	Description	Retail
ABZ030	Complete Kit	\$2,429.99

### Tamaishi Fountain



- 22" - 25" x 24" - 28" x 12" - 14"H (approx. 550 lb)
- 48" Achelous Basin & 800 gph Pump

Item	Description	Retail
ABZ050	Complete Kit	\$2,069.99

### ShizukaZen Fountain

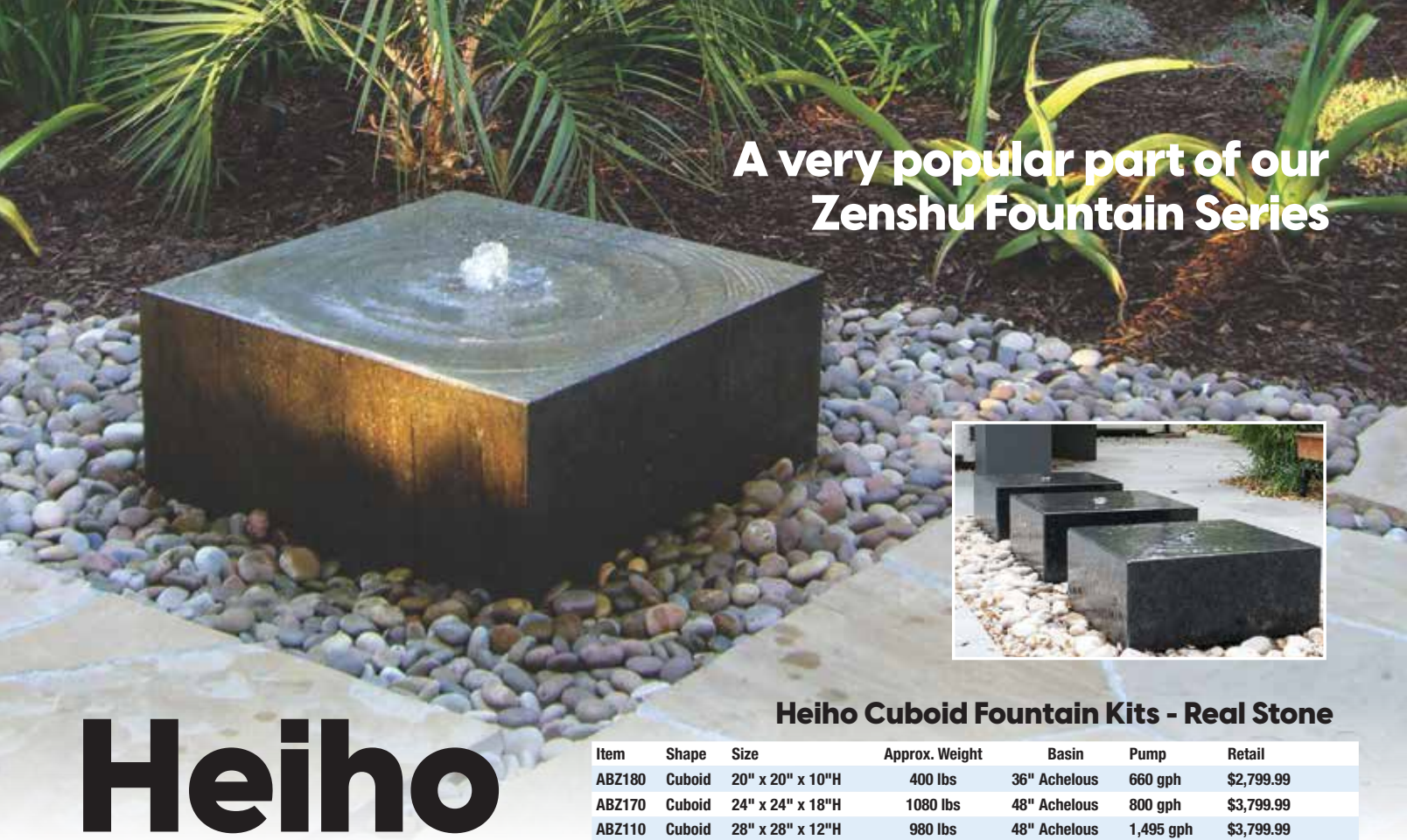


- 15-17" Dia x 24"H (approx. 590 lb)
- 20-21" Dia x 24"H (approx. 780 lb)
- 36" Achelous Basin & 660gph Pump
- 48" Achelous Basin & 800gph Pump

Item	Description	Retail
ABZ235	Complete Kit	\$2,399.99
ABZ240	Complete Kit	\$1,899.99



**A very popular part of our  
Zenshu Fountain Series**



### Heiho Cuboid Fountain Kits - Real Stone

Item	Shape	Size	Approx. Weight	Basin	Pump	Retail
ABZ180	Cuboid	20" x 20" x 10"H	400 lbs	36" Achelous	660 gph	\$2,799.99
ABZ170	Cuboid	24" x 24" x 18"H	1080 lbs	48" Achelous	800 gph	\$3,799.99
ABZ110	Cuboid	28" x 28" x 12"H	980 lbs	48" Achelous	1,495 gph	\$3,799.99

# Heiho

The Heiho Fountain provides a simple way to add interest to your landscape with its smooth sides and flat surface surrounding a small fountain spectacle. Situated in the corner of a rock or stone bed or as a repeated form, the smooth pooling of water is a calm display of serenity that preludes the cascading of the element to the space below.



# Acrylic Fountains

Introducing our brand-new custom-made acrylic fountains, expertly crafted to mimic the elegant look of real stone, but at a fraction of the weight.







## Heiho Cube Fountain Kits - Real Stone

Item	Shape	Size	Approx. Weight	Basin	Pump	Retail
ABZ120	Cube	18" x 18" x 18"H	575 lbs	36" Achelous	660 gph	\$2,799.99
ABZ175	Cube	24" x 24" x 24"H	1400 lbs	48" Achelous	1,110 gph	\$4,299.99



Cube



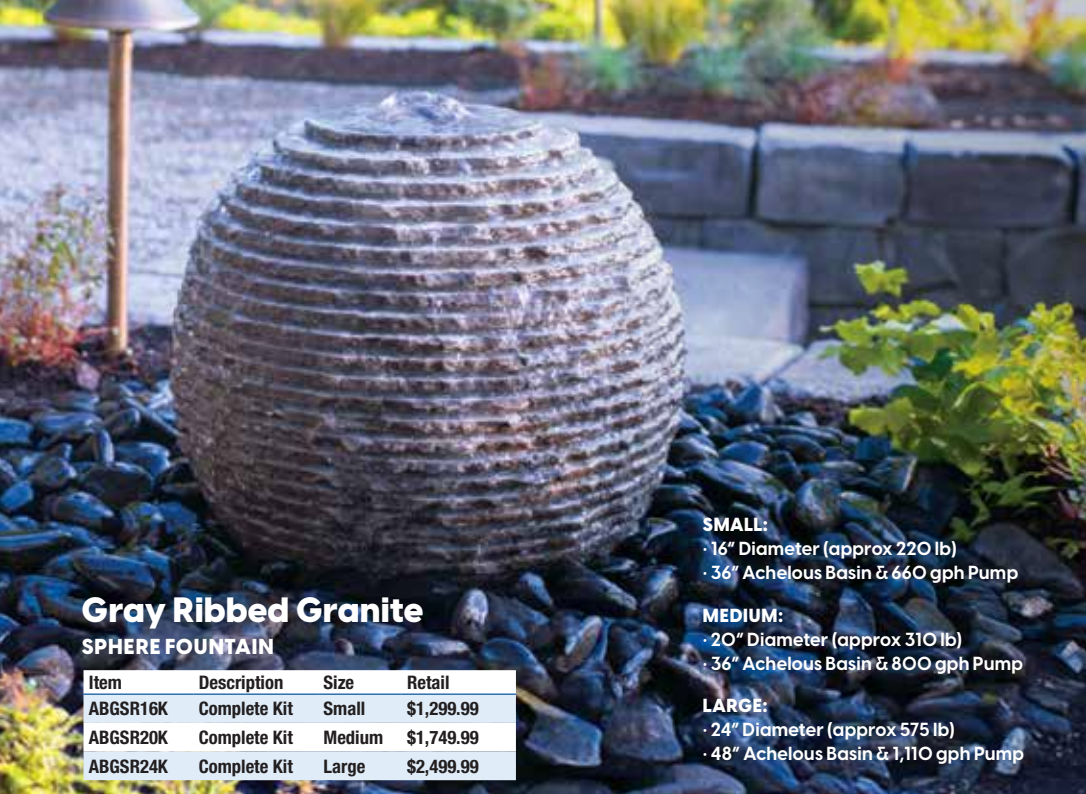
Each fountain is 100% handmade in the USA by our skilled craftsmen, ensuring top-notch quality and unique designs tailored to your vision. Enhance any environment with the beauty and versatility of these stunning, lightweight fountains!

Available in classic black as the standard color, we also offer a variety of vibrant hues to bring a fun and creative flair to your space.

**View our growing series of Acrylic Fountains on our website!**

8 ft long





## Gray Ribbed Granite

### SPHERE FOUNTAIN

Item	Description	Size	Retail
ABGSR16K	Complete Kit	Small	\$1,299.99
ABGSR20K	Complete Kit	Medium	\$1,749.99
ABGSR24K	Complete Kit	Large	\$2,499.99

#### SMALL:

- 16" Diameter (approx 220 lb)
- 36" Achelous Basin & 660 gph Pump

#### MEDIUM:

- 20" Diameter (approx 310 lb)
- 36" Achelous Basin & 800 gph Pump

#### LARGE:

- 24" Diameter (approx 575 lb)
- 48" Achelous Basin & 1,110 gph Pump

## Black Ribbed Granite

### SPHERE FOUNTAIN

#### SMALL:

- 16" Diameter (approx 220 lb)
- 36" Achelous Basin & 660 gph Pump

#### MEDIUM:

- 20" Diameter (approx 310 lb)
- 36" Achelous Basin & 800 gph Pump

#### LARGE:

- 24" Diameter (approx 575 lb)
- 48" Achelous Basin & 1,110 gph Pump



Item	Description	Size	Retail
ABGSR16BK	Complete Kit	Small	\$1,399.99
ABGSR20BK	Complete Kit	Medium	\$1,899.99
ABGSR24BK	Complete Kit	Large	\$2,599.99

# Artisan Spheres

Our Real Stone Spheres offer universal shape to your landscape. These fountains are a wonderful addition to any yard or garden. Visit our website for many available colors and sizes in sandstone, onyx, limestone, marble and granite.

## Triple Black Granite

### SPHERE FOUNTAIN



Item	Description	Retail
ABGSB3T	Complete Kit	\$4,199.99

- 12", 18", and 24" Diameter Spheres;
- Total fountain weight approx. 1250 lbs

## Hammered Granite

### SPHERE FOUNTAIN



Item	Dia.	Weight	Basin	Pump	Retail
ABGS8K	8"	26 lb	Mini	370 gph	\$549.99
ABGS12K	12"	86 lb	Medium	530 gph	\$899.99
ABGS16K	16"	175 lb	36" Achelous	660 gph	\$1,299.99
ABGS20K	20"	375 lb	36" Achelous	800 gph	\$1,749.99
ABGS24K	24"	680 lb	48" Achelous	1,110 gph	\$2,499.99



**Blue Thumb**  
Ponds / Waterfalls / Fountains



## Blue Limestone SPHERE FOUNTAIN



Item	Dia.	Basin	Pump	Retail
ABART4816	16"	36" Achelous	660 gph	\$1,499.99
ABART4820	20"	36" Achelous	800 gph	\$1,799.99
ABART4824	24"	48" Achelous	1,110 gph	\$2,899.99

## Smooth Ribbed SPHERE FOUNTAIN



Item	Dia.	Basin	Pump	Retail
ABART5016	16"	36" Achelous	660 gph	\$1,799.99
ABART5020	20"	36" Achelous	800 gph	\$2,099.99
ABART5024	24"	48" Achelous	1,110 gph	\$2,899.99

## Speckled Granite SPHERE FOUNTAIN



Item	Dia.	Basin	Pump	Retail
ABART4616	16"	36" Achelous	660 gph	\$1,499.99
ABART4620	20"	36" Achelous	800 gph	\$1,799.99
ABART4624	24"	48" Achelous	1,110 gph	\$2,899.99

## Black Flower Granite SPHERE FOUNTAIN



Item	Dia.	Basin	Pump	Retail
ABART4216	15"	36" Achelous	660 gph	\$1,499.99
ABART4220	18"	36" Achelous	800 gph	\$1,799.99
ABART4224	22"	48" Achelous	1,110 gph	\$2,899.99

## Green Marble SPHERE FOUNTAIN



Item	Dia.	Basin	Pump	Retail
ABART4116	16"	36" Achelous	660 gph	\$1,499.99
ABART4120	20"	36" Achelous	800 gph	\$1,799.99
ABART4124	24"	48" Achelous	1,110 gph	\$2,899.99

## Black Granite SPHERE FOUNTAIN



Item	Dia.	Basin	Pump	Retail
ABART4716	16"	36" Achelous	660 gph	\$1,499.99
ABART4720	20"	36" Achelous	800 gph	\$1,799.99
ABART4724	24"	48" Achelous	1,110 gph	\$2,899.99

**SPHERE WEIGHTS (APPROX.)** • 16" - 185 lbs • 20" - 385 lbs. • 24" - 685 lbs.

Items shown here represent the type of real stone that each fountain is cut from.  
Your fountain will be uniquely designed by nature.





## Triple Black Towers Kits

A "transitional" fountain design that offers today's popular color trends with stone cut in a formal design.

- 9" x 9" (6 lb / 1 inch of height)
- Polished sides
- 48" Achelous Basin

Item	Size	Pump	Retail
ABART3900	18"H, 24"H, 30"H	1,495 gph	\$2,519.99
ABART3925	24"H, 30"H, 36"H	1,980 gph	\$3,239.99

# Artisan Triples

The creative side of rocks! Our Artisan Series features Real Stone Fountains with unique marbling, texture, cuts and/or coloring. These fountains are cut from marble, onyx, limestone, granite, or sandstone, and can be polished, natural or both. Because they are cut from nature, each stone has its own unique look.



## All Four Sides Smooth and Polished

### Smooth Black Granite FOUNTAIN



Approx 9.5" x 6" (6 lb / 1 inch of height)  
48" Achelous Basin

Item	Size	Pump	Retail
ABART2100	18"H, 24"H, 30"H	1,495 gph	\$2,519.99
ABART2125	24"H, 30"H, 36"H	1,980 gph	\$3,239.99
ABART2175	24"H, 36"H, 48"H	1,980 gph	\$3,989.99

### Smooth Red Onyx FOUNTAIN



Approx 6" x 8" (4 lb / 1 inch of height)  
48" Achelous Basin

Item	Size	Pump	Retail
ABART1500	18"H, 24"H, 30"H	1,495 gph	\$2,519.99
ABART1525	24"H, 30"H, 36"H	1,980 gph	\$3,239.99
ABART1575	24"H, 36"H, 48"H	1,980 gph	\$3,989.99

### Smooth Speckled Granite FOUNTAIN



8.5" x 8.5" (7 lb / 1 inch of height)  
48" Achelous Basin

Item	Size	Pump	Retail
ABART2000	18"H, 24"H, 30"H	1,495 gph	\$2,519.99
ABART2025	24"H, 30"H, 36"H	1,980 gph	\$3,239.99
ABART2075	24"H, 36"H, 48"H	1,980 gph	\$3,989.99



## Rough Speckled Granite Fountain

6" x 11" (6 lb / 1 inch of height)  
48" Achelous Basin



Items shown here represent the type of real stone that the fountains were cut from. Your fountain will be uniquely designed by nature.

Item	Size	Pump	Retail
ABART700	18"H, 24"H, 30"H	1,495 gph	\$2,519.99
ABART725	24"H, 30"H, 36"H	1,980 gph	\$3,239.99
ABART775	24"H, 36"H, 48"H	1,980 gph	\$3,989.99

### Three Sides Smooth and One Side Natural

#### Rough Blue Limestone

FOUNTAIN



Approx 6" x 11" (6 lb / 1 inch of height)  
48" Achelous Basin

Item	Size	Pump	Retail
ABART800	18"H, 24"H, 30"H	1,495 gph	\$2,519.99
ABART825	24"H, 30"H, 36"H	1,980 gph	\$3,239.99
ABART875	24"H, 36"H, 48"H	1,980 gph	\$3,989.99

#### Rough Yellow Onyx

FOUNTAIN



Approx 6" x 11" (6 lb / 1 inch of height)  
48" Achelous Basin

Item	Size	Pump	Retail
ABART100	18"H, 24"H, 30"H	1,495 gph	\$2,519.99
ABART125	24"H, 30"H, 36"H	1,980 gph	\$3,239.99

#### Rough Black Granite

FOUNTAIN



Approx 6" x 11" (6 lb / 1 inch of height)  
48" Achelous Basin

Item	Size	Pump	Retail
ABART500	18"H, 24"H, 30"H	1,495 gph	\$2,519.99
ABART525	24"H, 30"H, 36"H	1,980 gph	\$3,239.99
ABART575	24"H, 36"H, 48"H	1,980 gph	\$3,989.99





ALMOND WEIGHTS (APPROX.)

• 18" - 145 lbs. • 24" - 320 lbs. • 30" - 485 lbs.

# Artisan Almonds



## Red Marble Fountain

Item	Height	Basin	Pump	Retail
ABART6418	18"	Medium	660 gph	\$1,199.99
ABART6424	24"	36" Achelous	800 gph	\$1,549.99
ABART6430	30"	36" Achelous	800 gph	\$1,979.99



## Included in every Artisan Almond Fountain Kit

- Drilled Almond Fountain
- Molded Fountain Basin
- High Efficiency Pump
- Flow Control Valve
- Plumbing & Tubing
- Polished Pebbles
- Installation Manual

Items shown here represent the type of real stone that the fountains were cut from. Your fountain will be uniquely designed by nature.

## Red Onyx ALMOND FOUNTAIN



Item	Height	Basin	Pump	Retail
ABART6318	18"	Medium	660 gph	\$1,199.99
ABART6324	24"	36" Achelous	800 gph	\$1,549.99
ABART6330	30"	36" Achelous	800 gph	\$1,979.99

## Yellow Onyx ALMOND FOUNTAIN



Item	Height	Basin	Pump	Retail
ABART6218	18"	Medium	660 gph	\$1,199.99
ABART6224	24"	36" Achelous	800 gph	\$1,549.99
ABART6230	30"	36" Achelous	800 gph	\$1,979.99

## Pink Marble ALMOND FOUNTAIN



Item	Height	Basin	Pump	Retail
ABART6118	18"	Medium	660 gph	\$1,199.99
ABART6124	24"	36" Achelous	800 gph	\$1,549.99
ABART6130	30"	36" Achelous	800 gph	\$1,979.99

## Green Marble ALMOND FOUNTAIN



Item	Height	Basin	Pump	Retail
ABART6018	18"	Medium	660 gph	\$1,199.99
ABART6024	24"	36" Achelous	800 gph	\$1,549.99
ABART6030	30"	36" Achelous	800 gph	\$1,979.99



## Sea Green Chiseled Triple Fountain

8"-14" dia. x 18"H, 24"H, & 30"H

# Artisan Chiseled Triples

Item	Description	Retail
ABART2600	Complete Kit	\$2,499.99

Hewed from the mountains of the world, this "transitional" fountain design offers today's popular color trends with stone cut in a rough fashion. Offering a powerful presence, these fountains are a wonderful addition to any landscape.

### Included in every Chiseled Artisan Fountain Kit

- 3 Drilled Chiseled Fountains
- 48" Achelous Molded Fountain Basin
- 1495 gph Mag-Drive Pump
- Flow Control Valve
- Plumbing & Tubing
- 200 lbs Black Polished Pebbles
- Installation Manual

Items shown here represent the type of real stone that the fountains were cut from. Your fountain will be uniquely designed by nature.

### Beachcomber Chiseled

TRIPLE FOUNTAIN



• 8"-14" dia. x 18"H, 24"H, & 30"H

Item	Description	Retail
ABART2800	Complete Kit	\$2,499.99

### Lilac Chiseled

TRIPLE FOUNTAIN



• 8"-14" dia. x 18"H, 24"H, & 30"H

Item	Description	Retail
ABART2900	Complete Kit	\$2,499.99

### Sunset Chiseled

TRIPLE FOUNTAIN



• 8"-14" dia. x 18"H, 24"H, & 30"H

Item	Description	Retail
ABART3000	Complete Kit	\$2,499.99





# Granite & Millstone

## Natural Bowl with Swirl Fountains

Item	Description	Basin	Pump	Retail
ABART5150T	Complete Triple Kit (1,175 lbs)	Altum	1,980 gph	\$4,139.99
ABART5118	Small 18" Dia. x 6"H (240 lbs)	Medium	530 gph	\$1,299.99
ABART5124	Medium 24" Dia. x 9"H (400 lbs)	36" Achelous	660 gph	\$1,599.99
ABART5130	Large 30" Dia. x 12"H (535 lbs)	48" Achelous	800 gph	\$2,069.99

Items shown here represent the type of real stone that the fountains were cut from. Your fountain will be uniquely designed by nature.

### Black Marble Granite Ripple Fountain



- 12" x 4" x 18"H, 24"H, & 30"H (approx. 300 lb Total)
- 48" Achelous Basin & 1,495 gph Pump

Item	Description	Retail
ABART7100	Black Marble	\$2,499.99

### Stepped Granite Fountain



- 32"x 24" x 5"H (approx. 65 lb)
- 36" Achelous Basin & 800 gph Pump

Item	Description	Retail
ABGF60K	Complete Kit	\$2,299.99

### Natural Round Fountain



- 20" x 20" x 4"H (approx. 110 lb)
- Medium Basin & 530 gph Pump

Item	Description	Retail
ABMGF40K	Complete Kit	\$949.99

### Smooth Round Fountain



- 20" x 20" x 4"H (approx. 110 lb)
- Medium Basin & 530 gph Pump

Item	Description	Retail
ABMGF30K	Complete Kit	\$949.99





## Swirl Millstone Fountain Kits

Item	Style	Dia.	Height	Weight*	Basin	Pump	Retail
ABMS20S	Swirl	20"	4" H	115 lb	Medium	370 gph	\$1,199.99
ABMS26S	Swirl	26"	4" H	235 lb	Large	530 gph	\$1,499.99
ABMS36S	Swirl	36"	5" H	550 lb	48" Achelous	660 gph	\$2,099.99



## Angled Millstone Fountain Kits

Item	Style	Dia.	Height	Weight*	Basin	Pump	Retail
ABMS18A	Angled	18"	4" H	96 lb	Medium	370 gph	\$1,199.99
ABMS24A	Angled	24"	4" H	180 lb	Large	530 gph	\$1,499.99
ABMS36A	Angled	36"	5" H	550 lb	48" Achelous	660 gph	\$2,099.99

\*Weights are approximate for Real Stone Granite. These Millstone Fountains Kits include an 8" concrete stand that raises them off the ground.

## Kanji Fountain



- Polished cube · 18" x 18" x 18"H (approx. 550 lb)
- 36" Achelous Basin & 660 gph Pump

Item	Description	Retail
ABZ130	Gray	\$2,069.99

## Bowled Zen Fountain



- 20" x 20" x 6"H (approx. 135 lb)
- 36" Achelous Basin & 660 gph Pump

Item	Description	Retail
ABMGF10K	Complete Kit	\$1,199.99

## Triple Circle Fountain



- 22" x 20" x 6"H (approx. 165 lb)
- 36" Achelous Basin & 660 gph Pump

Item	Description	Retail
ABMGF20K	Complete Kit	\$1,199.99

## Ringed Circle Fountain



- 18" x 18" x 8"H (approx. 165 lb)
- Medium Basin & 530 gph Pump

Item	Description	Retail
ABMGF50K	Complete Kit	\$999.99



## Polished Twist Tower Fountains

Item	Dimensions	Weight	Basin	Pump	Retail
ABGF20K	8" x 8" x 24"	100 lb	36" Achelous	660 gph	\$1,299.99
ABGF25K	8" x 8" x 36"	145 lb	48" Achelous	800 gph	\$1,649.99



# Textured Towers

Wonderfully textured surfaces form a visually stunning look while directing the cascading water flow down these **Granite Real Stone Fountains**.

## Chiseled Twist Tower

FOUNTAIN



- 8" x 8" x 18"H, 24"H, & 30"H (70 lb, 100 lb, & 115 lb)
- 48" Achelous Basin & 1,495 gph Pump

Item	Description	Retail
ABGF40K	Complete Kit	\$2,699.99

## Polished Corner Towers

FOUNTAIN



- 8" x 8" x 18"H, 24"H, & 30"H (115 lb, 155 lb, & 195 lb)
- 48" Achelous Basin & 1,495 gph Pump

Item	Description	Retail
ABGF50K	Complete Kit	\$2,699.99

## Triple Raw Cut Tower

FOUNTAIN



- 8" x 10" x 18"H, 24"H, & 30"H (130 lb, 170 lb, & 225 lb)
- 48" Achelous Basin & 1,495 gph Pump

Item	Description	Retail
ABGF30K	Complete Kit	\$2,699.99



## Polished Block Tower Fountain

- Hollow Granite
- 8" x 10" x 18"H, 24"H, & 30"H
- 48" Achelous Basin & 1,495 gph Pump

Item	Description	Retail
ABHF60K	Complete Kit	\$2,159.99

# Hollow Stone



### Octagon Basalt Tower FOUNTAIN



- Hollow Basalt
- Dimensions: 12" x 14" x 27.5"H
- Approx. 145 lbs
- 48" Achelous Basin & 1,110 gph Pump

Item	Description	Retail
ABHF80	Complete Kit	\$1,619.99

### Triple Stone Urn FOUNTAIN



- Hollow Granite
- Dimensions:  
Base 12" x 12"; Top 16" x 16"  
Heights 24"H, 30"H, & 36"H
- Approx. 300 lbs Total
- 48" Altum Basin & 1,980 gph Pump

Item	Description	Retail
ABHF100K	Complete Kit	\$4,799.99

### Square Chiseled Towers FOUNTAIN



- Hollow Granite
- Dimensions: 8" x 8" x 18"H, 24"H, & 30"H
- Approx. 310 lb Total
- 48" Achelous Basin & 1,495 gph Pump

Item	Description	Retail
ABHF10K	Complete Kit	\$2,159.99



Crafted from natural stone, these benches bring beauty and durability to your outdoor retreat.

### 24" Gray Granite Bench

24" long · approx. 186 lbs

Item	Description	Retail
ABBB24GG	24" Long Bench	\$699.99

# Real Stone Benches

### 48" Basalt Bench

48" Long · approx. 600 lbs

Item	Retail
ABBB48	\$999.99



### 45" Yellow Onyx Bench

45" long · approx. 580 lbs

Item	Retail
ABBY045	\$999.99



### 48" Mountain Wave Marbled Bench

48" long · approx. 550 lbs

Item	Retail
ABBMW48	\$999.99



### 45" Red Onyx Bench

45" long · approx. 548 lbs

Item	Retail
ABBR045	\$999.99



### 72" Basalt Bench

72" Long · approx. 1200 lbs

Item	Description	Retail
ABBB72	72" Long Bench	\$1,299.99





## Bring in a Little Southern Charm

Cast stone products proudly manufactured in the USA using locally sourced, natural materials. All of these cast stone pieces are manufactured using a proprietary, high-density cast stone mix, comprised primarily of water, sand, stone aggregate, and cement. The patinas are hand applied to the surface of the product producing a strong and durable product that will weather naturally in an outdoor environment.

### Charente Fountain



- Dimensions: 29.5" Dia." x 52"H
- Weight: 311 lbs
- Color: Alpine Stone
- Power Cord: 16 ft

Item	Description	Retail
CFT279	Complete Kit	\$1,479.99

### San Pietro Fountain



- Dimensions: 43" Dia x 63"H
- Weight: 842 lbs
- Color: Pietra Nuova
- Power Cord: 16 ft

Item	Description	Retail
CFT17	Complete Kit	\$2,479.99

# Tiered Garden Fountains



Made in the USA

## Product Features:

- Handcrafted
- Finishes are hand applied by skilled artisans
- Manufactured from high-density cast stone
- Made in the USA

Please note: Due to the hand application process, actual colors may vary from those depicted here.



### Parc Fountain



- Dimensions: 35" Dia. x 26.5"H
- Weight: 239 lbs
- Color: Graystone
- Power Cord: 16 ft

Item	Description	Retail
CFT434	Complete Kit	\$1,389.99

### Richmond Hill Fountain



- Dimensions: 46.5" Dia. x 66"H
- Weight: 869 lbs
- Color: Alpine Stone
- Power Cord: 16 ft

Item	Description	Retail
CFT387	Complete Kit	\$3,559.99

### Wiltshire Fountain



- Dimensions: 47" Dia. x 61"H
- Weight: 774 lbs
- Color: Aged Limestone
- Power Cord: 16 ft

Item	Description	Retail
CFT305	Complete Kit	\$3,559.99

Comes complete with pump and instructions. Just add water!



# Vase Fountains

## Each an Original Work of Art

The Vase Fountains featured in our collections are intentionally unevenly glazed providing a uniqueness to each fountain, with variations in both color and texture. All vases styles may come as Open Top or Closed Top. Open Top Vases have a robust plume from the water filling the vase and then flowing down the outside. This creates more sound and flow than a Closed Top Vase does. Closed Top Vases have sealed tops. Water is directed from the basin through a hose and up the hollow insides of the vase, resulting in a more modest plume of water and gentler flow.



Bahler Brothers



Scan to shop now!  
Fountains



### Tuscany

Very popular, sun-washed glaze with a natural terra cotta lip



### Oil Jar

Smooth finish, slight rolled glazed lip



### Sienna

Waffle texture, wide mouth



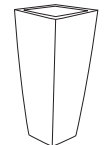
### Milano

Elongated neck with a flared top



### Tivoli

No lip, sleek and tapered body



### Luna

Squared-off modern shape, smooth, textured or twisted



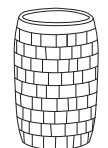
### Genova

Beehive style ringed pattern



### Amphora

Handle adornment for an ancient throwback




### Stoned Urn

Layered stone textured finish



### Provence

No lip with a little shoulder



### One of a Kind

Find it in our online inventory and make it yours!



## Hand-Glazed Eye-Catching Popularity



# Tuscany

The Tuscany series continues to lead all vase fountain sales. Tuscany Vase Fountains have a unique finish and beautifully curved body that allows water to flow freely over the sides. These fountains are the perfect focal point in any landscape.








# Oil Jar

## Slick & Stylish with Curve Appeal

Curvy Oil Jar Fountains offer a smooth finish that water glides down. A true statement piece for any landscape project, they are offered in many colors and varieties.



Serene Falls and Water Gardens



# Sienna

## Robust with Waffle Texturing

Sienna Fountains are substantial vases with robust openings. These fountains offer a waffle-style textured body in different colors.



New Beginnings Landscape Inc

**VISIT US ONLINE FOR PRICING & CURRENT INVENTORY**

Be sure to log in to view retail pricing





# Milano

## A Long Neck & a Lot of Flare

The distinctive Milano Fountain shape gives the water a unique path of travel along the sides of these spectacular vases.



Plandscape Inc

# Tivoli

## Svelte & Sophisticated with No Lip

Tivoli Fountains feature a very sleek design with a round, tapered style. These vases are available in a variety of different colors as well as textures. A nice addition to any landscape.



Weavers Landscaping



**VISIT US ONLINE FOR PRICING & CURRENT INVENTORY**

Be sure to log in to view retail pricing



# Luna

## Square-up For a Modern Look

Luna Fountains offer a more modern look vase featuring 90-degree angles. Most pieces in this collection are square and tapered with many offering a variety of different textures.



Bell Landscaping



# Genova

## Beehive Styling that Creates a Buzz

The unique Genova offers a horizontal ringed pattern creating a nice rippled pattern as it flows down the side of the vase.



Four Seasons Landscaping of Dixon



**VISIT US ONLINE FOR PRICING & CURRENT INVENTORY**

Be sure to log in to view retail pricing



## Get a Handle on This Style

# Amphora

Amphora Fountains are robust vases that have beautiful adornments (handles). A very popular and classic piece that fits in any landscape.



Disabatino Landscaping



# Stoned Urn

## Layered Stonework Styling

Ranging from a flat slate to a rounded pebble look, Stoned Urn Fountains have a layered stone finish that creates unique pattern for water to a cascade down.



Weaver's Landscape Co.

**VISIT US ONLINE FOR PRICING & CURRENT INVENTORY**

Be sure to log in to view retail pricing





## Flat Top with a Peek of Shoulder

# Provence

Provence and Tivoli Fountains are similar in style. However, the Provence has a rounded shoulder that directs the water flow gently down the vase.



Bell Landscaping



## Take it and Make it Uniquely Yours

# One OF A Kind

Each one-of-a-kind vase in this eclectic collection is chosen for its unique look and finish. In this collection, you'll discover a variety of colors and textures to create the perfect finishing touch for landscape plans.



**VISIT US ONLINE FOR PRICING & CURRENT INVENTORY**

Be sure to log in to view retail pricing



# About Our Vase Fountain Kits

We have 2,000+ vases in various styles, sizes, weights. Add in possible arrangements as single or triple sets and there are many combinations. We've got you covered! Our knowledgeable Sales/Tech Team is happy to guide you and answer any questions you may have.



Blue Thumb's Fountain Kits are delivered right to your job site ready to install. All of the parts you will need for a hassle free installation are included. Instructions come with every kit to ensure the fountain is installed properly so it can be enjoyed for many years.

## Included in every Vase Fountain Kit

- Vase Fountain(s)
- AquaBox® Basin
- High Efficiency Pump
- Flow Control Valve
- Plumbing & Tubing
- Polished Pebbles
- LED Light
- Auto Fill valve
- Muck Buster tabs

### We recommend considering these products to enhance your enjoyment and lessen maintenance tasks:

The hollow design allows for LED lights to be mounted on the standpipe inside the vase to light the plume of water, or light externally. **PAGE 11**

Water Treatments such as Muck Buster® to keep water cleaner. **PAGES 112 - 113**

A Fountain Basin Auto Fill Kit will automatically maintain water level, and add a 30 psi Regulator to regulate flow. **PAGE 127**

Basin Aprons help contain splash of taller fountains on windy days. **PAGE 12**

Scan to shop now!



Log in to view retail pricing



# Metal Fountains

## Crafted From the Ores of the Earth

You can't beat Blue Thumb's Metal Fountains for yard art. We have sweet spillover Rustic Sugar Kettles, back-to-nature Copper Trees and Flowers, Rusted Corten Steel Urns plus our beautiful Brass Patina series of Bowls and Urns. With so many forged styles to choose from, you will find a perfectly designed focal point for any garden.



## Our Metal Fountain Collection

### Brass Patina Fountains

Spouted tops set off our popular brass fountains with texture and patina added for a well-established fountain feel.

### Copper Trees & Flowers

Crafted copper creates a striking visual as water dances from leaf to leaf down a tree or spouts up from a flower bloom.

### Corten Steel Rusted Urns

Our Tapered Urn triple set brings an industrial modern edge to any indoor or outdoor setting.

### Crystal Spheres

Our Crystal Sphere adds a sleek, contemporary touch, transforming any outdoor space into a tranquil, artistic retreat.

### Rustic Sugar Kettles

We take cast iron sugar kettles and add water or fire, for our personal artistic twist.

Scan to  
shop Metal  
Fountains  
now!  
Shop online



24/7 at [shopbluethumb.com](https://shopbluethumb.com)



## Included in every Copper Tree Fountain Kit



- Copper Tree Fountain
- 48" Achelous Basin
- High Efficiency Pump listed with fountain
- Stainless Mesh Prefilter Pump Bag
- Tubing, Ball Valve and Fittings
- Installation Manual



### Weeping Willow Fountain

• 660 gph Pump

Item	Description	Height	Dia.	Retail
ABCF050K	Complete Kit	37"H	14"	\$2,699.99
ABCF100K	Complete Kit	45"H	18"	\$3,199.99

### Extra Tall Oak Fountain

• 1,495 gph Pump

Item	Description	Height	Width	Length	Retail
ABCF700K	Complete Kit	70"	40"	47"	\$10,349.99



Each leaf is hand cut and attached to the tree with care by the artist



**Creeping Maple Fountain** · 1,495 gph Pump

Item	Description	Height	Length	Retail
ABCF500K	Complete Kit	30"	60"	\$7,919.99

**Sequoia Tree Fountain**  
· 660 gph Pump



Item	Description	Height	Dia.	Retail
ABCF300K	Complete Kit	40"	16"	\$2,999.99

**Weeping Elm Fountain**  
· 1,495 gph Pump



Item	Description	Height	Dia.	Retail
ABCF600K	Complete Kit	60"	22"	\$7,919.99

**Japanese Maple Fountain**  
· 1,495 gph Pump



Item	Description	Height	Dia.	Retail
ABCF400K	Complete Kit	38"	36"	\$6,999.99



Copper foliage and spouts with  
hand-blown glass flower blossoms

# Glass Flowers

The expertise of our gifted craftsmen shows in each of our one-of-a-kind copper fountains. Select one of these distinctive fountains and create an unmistakable, signature look for your garden.

## Included in every Copper & Glass Flower Fountain Kit

- **Copper & Glass Flower Fountain**
- **48" Achelous Basin**
- **High Efficiency Pump listed with fountain**
- **Stainless Mesh Pre-filter Pump Bag**
- **Tubing, Ball Valve and Fittings**
- **Installation Manual**

NOTE: Polished Pebbles are not included but 200 lbs are recommended.

### Orange Trumpet Fountain

• 800 gph Pump



### Blue Iris Fountain

• 800 gph Pump



### Red Iris Fountain

• 800 gph Pump



Item	Description	Height	Dia.	Retail
ABCF200K	Complete Kit	47"	17"	\$3,199.99

Item	Description	Height	Dia.	Retail
ABCF275K	Complete Kit	50"	17"	\$3,199.99

Item	Description	Height	Dia.	Retail
ABCF250K	Complete Kit	50"	17"	\$3,199.99



NEW FOR 2025



**Blue Thumb**

Ponds / Waterfalls / Fountains

# Crystal Sphere

FOUNTAIN KITS

## 14" Acrylic Crystal Sphere

Item	Dimensions	Description	Retail
ABCS14K	14" Dia. Acrylic Sphere	Complete Kit	\$4,799.99

### Complete Kit Includes:

- 14" Diameter Acrylic Sphere
- Custom Acrylic Support Base
- 24" Diameter Powder Coated HRCS Steel Bowl
- 36" Achelous Molded Basin Reservoir,
- Magnetic Drive 660gph Recirculating Pump (#PB2576)
- IllumiGlow Color Changing Fountain Plume Lighting Kit #PB2903
- 120 lbs of Polished Pebbles to cover the top of the basin (#PPBK40)
- All necessary plumbing to complete installation






## About our Crystal Sphere Fountain Kits

A contemporary water feature that transforms any space into a serene retreat. Designed for versatility, this striking piece blends seamlessly with both indoor and outdoor environments. The fountain showcases a substantial acrylic sphere resting on an acrylic plate, with water beautifully overflowing its surface, creating a soothing, rippling effect.

At night, the LED lights infuse the fountain with a spectrum of colors, enhancing the visual spectacle. This package comes complete with polished pebbles, a magnetic drive pump, and all required plumbing to ensure a simple setup. Embrace tranquility and style with this exquisite centerpiece.



[shopbluethumb.com](https://shopbluethumb.com)

## 24" Acrylic Crystal Sphere

Item	Dimensions	Description	Retail
ABCS24K	24" Dia. Acrylic Sphere	Complete Kit	\$8,999.99

### Complete Kit Includes:

- **24" Diameter Acrylic Sphere**
- **Custom Acrylic Support Base**
- **48" Diameter Powder Coated HRCS Steel Bowl**
- **Altum Molded Basin Reservoir (#AB52AB)**
- **Magnetic Drive 1110gph Recirculating Pump (#PB259O)**
- **IllumiGlow Color Changing Fountain Plume Lighting Kit #PB29O3**
- **240 lbs of Polished Pebbles to cover the top of the basin (#PPBK4O)**
- **All necessary plumbing to complete installation**





NEW FOR 2025

# Triple Round Urn Kit

Our triple tapered Round urns bring an industrial modern edge to any indoor or outdoor setting.



Item	Description	Retail
ABBRV3TK	Brass Patina Kit	\$4,999.99

## 30" Spouted Urn

- Urn Dimensions: 18" dia. X 30.5"H
- Spillway: 5" wide
- Weight: 22 lbs

## 36" Spouted Urn

- Urn Dimensions: 21.5" dia. X 35.5"H
- Spillway: 6" wide
- Weight: 30 lbs

## 42" Spouted Single Urn

- Urn Dimensions: 23" dia. X 42.5"H
- Spillway: 7" wide
- Weight: 38 lbs

## Tapered Round Urn Triple Kits Include:

- All 3 Spouted Urn Fountains
- 1" Tubing
- 1,110 gph pump
- 12" x 12" Anti-splash Mat
- 48" Achelous Basin
- 5 bags Polished Pebbles

## Single Tapered Round Urn Kit

Our single tapered urns offer the same patina steel as our spillway bowls in a more modern presentation.



## Single Patina Urn Fountain Kits include:

- Spouted Urn Fountain
- 800 gph pump
- 36" Achelous Basin
- 1" Tubing
- 12" x 12" Anti-splash Mat
- 4 bags Polished Pebbles

Item	Description	Retail
ABBSR30K	30" Complete Kit	\$2,299.99
ABBSR36K	36" Complete Kit	\$2,499.99
ABBSR42K	42" Complete Kit	\$2,949.99

Item	Description	Retail
BTBP30R	30" Round urn only	\$1,299.99
BTBP36R	36" Round urn only	\$1,599.99
BTBP42R	42" Round urn only	\$1,999.99



## Single Tapered Square Urn Kits

The 19th Century patina-weathered hammered metal of each steel fountain brings an industrial modern edge to any indoor or outdoor setting.

Item	Description	Retail
ABBSSV30K	30" Complete Kit	\$2,499.99
ABBSSV36K	36" Complete Kit	\$2,799.99
ABBSSV42K	42" Complete Kit	\$3,349.99

Item	Description	Retail
BTBP30H	30" Square urn only	\$1,499.99
BTBP36H	36" Square urn only	\$1,899.99
BTBP42H	42" Square urn only	\$2,399.99

Urn dimensions listed below with our Triple Urn Kit showcasing all three fountains playing off of each other.

### Single Patina Urn Fountain Kits include:

- Spouted Urn Fountain
- 800 gph pump
- 36" Achelous Basin
- 1" Tubing
- 12" x 12" Anti-splash Mat
- 4 bags Polished Pebbles



## Hammered Steel Patina Square Urn Specs:

30" Spouted Urn	36" Spouted Urn	42" Spouted Urn
• Urn Dimensions: 15 x 15" x 30"H	• Urn Dimensions: 18" x 18" x 36"H	• Urn Dimensions: 21" x 21" x 42"H
• Spillway: 5" wide	• Spillway: 6" wide	• Spillway: 7" wide
• Weight: 35 lbs	• Weight: 48.5 lbs	• Weight: 64 lbs

## Tapered Triple Fountain Urn Kits

Our Triple Tapered Square Urns offer the same perpetual hand-me-down spillway falls as our spillway bowls in a more sleek and modern presentation.

Item	Description	Retail
ABBSSV3TK	Brass Patina Kit	\$5,999.99

Brass Patina

## Make an eye-catching twist in your garden with this Corten Steel Urn Kit

The rusted metal look of these weathered corten steel fountains squared-off into a modern industrial fountain design with a continuous disappearing flow of water.

### Triple Corten Steel Rusted Urn Fountain Specs:

30" Spouted Urn	36" Spouted Urn	42" Spouted Single Urn
• Urn Dimensions: 15 x 15" x 30"H	• Urn Dimensions: 18" x 18" x 36"H	• Urn Dimensions: 21" x 21" x 42"H
• Spillway: 5" wide	• Spillway: 6" wide	• Spillway: 7" wide
• Weight: 51 lbs	• Weight: 70.5 lbs	• Weight: 94 lbs

Item	Description	Retail
ABBCS3TK	Corten Steel Kit	\$3,989.99



Corten Steel

Since these urns are made of corten, you may wish to seal them to prevent rusty fountain water.





# Brass Patina Fountains

## Tiered bowls make a unique fountain with a perpetual spillway

These brass fountain bowls have a beautiful eye-catching aqua patina that makes them appear they've been sitting around in your garden awhile. On display they present a low-profile spilling water feature linked together by spouted waterfalls. What a fun water feature!

## Triple Spillway Bowl Kit

Three spouted bowls pass flowing water in this open system.

Item	Description	Retail
ABBTB3K	Complete Kit	\$4,999.99

### This Triple Kit includes:

- 18" Dia. x 10"H Bowl with an 8" Spout: 12 lbs and a 12.5"H Matching Pedestal: 14 lbs
- 24" Dia. x 10"H Bowl with an 10" Spout: 16.5 lbs and a 6.75"H Matching Pedestal: 7 lbs
- 28" Dia. x 10.5"H Bowl with an 11" Spout: 19.5 lbs
- 1,300 gph Mag-Drive Pump
- 48" Achelous Basin
- 1" Tubing
- 12" x 12" Anti-splash Mat
- 5 bags Polished Pebbles

\*Bowl only pricing available online

## Double Spillway Bowl Kit

A spouted brass bowl patina with a 12" spout falls into its matching flow-over bowl.

Item	Description	Retail
ABBDB4K	Complete Kit	\$4,499.99

### This Double Kit includes:

- 34" Diameter Bowl with a 12" Spout: 25 lbs and a 12.5"H Matching Pedestal: 14 lbs
- 40" Diameter Non-spouted Bowl: 33.5 lbs
- 3,200 gph IllumiFlow Pump with a 2-way manifold
- Altum Basin
- 1" Tubing
- 12" x 12" Anti-splash Mat
- 5 bags Polished Pebbles





# Sugar Kettles

## Rustic Sugar Kettle Fountains

Item	Dimensions	Description	Retail
ABSK28K	28" x 9"H	Complete Kit	\$2,969.99
ABSK33K	33" x 10.5"H	Complete Kit	\$3,239.99
ABSK37K	37" x 13"H	Complete Kit	\$3,599.99
ABSK48K	48" x 19"H	Complete Kit	\$4,949.99
ABSK59K	59" x 22"H	Complete Kit	Call for Pricing

Blue Thumb is an exclusive producer of fine cast iron kettles that are authentic replicas of those used in the processing of sugarcane. These kettles make beautiful and functional fountains and are perfect for your next water feature project.

### Included in every Sugar Kettle Fountain Kit

- Sugar Kettle Fountain
- 48" Basin with Splash Apron
- High Efficiency Pump
- Auto-fill Valve
- Anti-splash Mat
- Plumbing & Tubing



## Sugar Kettle Planter or Fire Bowl

If you are looking for a planter or fire bowl, cast iron kettles make beautiful and functional conversation pieces for your outdoor landscaping project.



Item	Dimensions	Weight	Description*	Retail
ABSK28	28" x 9"H	24 lbs	Kettle Only	\$899.99
ABSK33	33" x 10.5"H	42 lbs	Kettle Only	\$989.99
ABSK37	37" x 13"H	64 lbs	Kettle Only	\$1,124.99
ABSK48	48" x 19"H	122 lbs	Kettle Only	\$1,349.99
ABSK59**	59" x 22"H	250 lbs	Kettle Only	\$1,619.99




A modern outdoor water feature is the central focus. It consists of a low, curved wall made of grey stone blocks with a tan-colored stone coping. A small waterfall flows over the coping into a circular basin filled with dark grey river stones. Several small green plants are planted around the basin. Above the wall, a wooden pergola structure with light-colored slats and square posts is visible. Two black outdoor lights are mounted on the pergola posts. The background is a lush garden with various green trees and shrubs, including one with yellowish-orange foliage. The overall scene is well-lit, suggesting daytime.

# Formal Falls®



# Formal Falls® Retaining Wall Waterfalls



Our beautiful Formal Falls infuses your landscape with the soothing sounds of rippling water over decorative stones, fostering a serene mood. The natural beauty and tranquility of cascading water attracts birds and helpful insects, creating a peaceful oasis.



**Scan to shop now!**  
**Formal Waterfalls**



**Shop online 24/7 at**  
**shopbluethumb.com**



# Retaining Wall Waterfall Highlights



# Formal Falls®



**Blue Thumb**  
Ponds / Waterfalls / Fountains

Made in the USA, Formal Falls® are a beautiful yet simple way to add the aesthetics of water to your surroundings. The water flows out from the retaining wall in a nice, smooth sheet and into the basin below. These waterfall walls can easily be added to any block wall structure and are a great alternative to ponds or fountains. They can be used to adorn a garden, pool, outdoor living area, or even a home or business!

The Formal Falls Basin protects the pump & plumbing assembly. Decorative stones disguise the molded basin and flex hose. The pump moves water through the flex hose and into a Formal Falls Stainless Weir. From there, the waterfall cascades into the basin and the cycle begins again.

## Why is Formal Falls® a superior product?

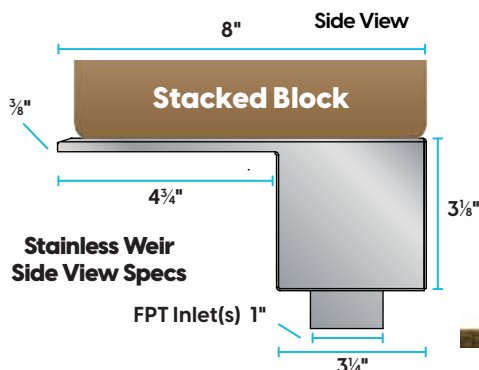
- Stainless steel weir construction
- Formal Falls® Basin molded in-house
- Full sealed top supports stacked block
- Can be used with mortar
- Pump is easily accessed inside basin
- Large opening for thick showy water
- Self-draining – won't crack in the winter temps



Made in the USA

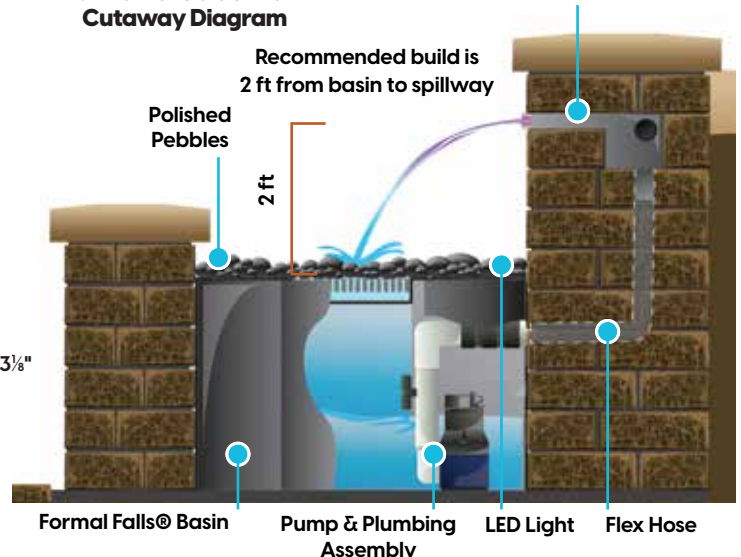
## Beware of Cheap Imitations...

- Acrylic will crack in winter if not winterized
- Water flow splits if debris lodges inside



**Formal Falls Side View Cutaway Diagram**

**Formal Falls Stainless Weir**





# Our Formal Falls® Kits

Retaining Wall Waterfalls have expansive design potential, limited only by the designers imagination. Thus we've designed our kits with limitless purchasing options. The choice is yours. We can custom quote any of your water feature needs including all of the equipment and supplies you will need.



## Small Formal Falls®

- 16" Stainless Spillway Weir
- One 1" female threaded inlet
- Basin Dimensions: 44.125" x 22" x 16"H
- Basin Capacity: 42 gallons
- Pump Flow Rate: 1,800 gph



## Medium Formal Falls®

- 28" Stainless Spillway Weir
- Two 1" female threaded inlets
- Basin Dimensions: 44.125" x 22" x 16"H
- Basin Capacity: 42 gallons
- Pump Flow Rate: 4,200 gph



## Large Formal Falls®

- 40" Stainless Spillway Weir
- Three 1" female threaded inlets
- Basin Dimensions: 56" x 24" x 16"H
- Basin Capacity: 65 gallons
- Pump Flow Rate: 6,000 gph

Item	Details	Retail
PB1649	Small Complete Kit	\$1,079.99
PB1649L	Small Kit Plus Light Kit	\$1,379.99
PB1779	Stainless Spillway Only	\$439.99
PB1632	Small/Medium Basin Only	\$459.99

Item	Details	Retail
PB1656	Medium Complete Kit	\$1,349.99
PB1656L	Medium Kit Plus Light Kit	\$1,649.99
PB1793	Stainless Spillway Only	\$539.99
PB1632	Small/Medium Basin Only	\$459.99

Item	Details	Retail
PB2651	Large Complete Kit	\$1,619.99
PB2651L	Large Kit Plus Light Kit	\$2,069.99
PB1816	Stainless Spillway Only	\$629.99
PB2644	Large Falls Basin Only	\$499.99

**Recommended Pump Flow Rate: 100-150 gph per inch of spillway weir**

## Included in every Formal Falls® Kit

- Stainless Spillway Weir
- Formal Falls® Basin with anti-splash mat
- Blue Thumb Pump
- Pump Prefilter Sock
- Pump Discharge Assembly
- Flex Hose
- PVC Primer & Cement

**We recommend considering these products to enhance your enjoyment and lessen maintenance tasks:**

A Fountain Basin Auto Fill Kit will automatically maintain water level, and add a 30 psi Regulator to regulate flow.

**PAGE 127**

Water Treatments such as Muck Buster® to keep water cleaner.

**PAGES 12 - 113**



# Fountain Nozzles



## Stainless Steel Chopstick (1")

Item	Retail
FN9007	\$164.99

· 2" Diam. · 7½" Tall



## Stainless Steel Direct (1")

Item	Retail
FN1004	\$64.99

· 1¾" Diam. · 4¾" Tall



## Stainless Steel Rotating (1")




Item	Retail
FN8002	\$209.99

· 16½" W&L · 6¾" Tall



## Stainless Steel Mushroom (1")



Item	Retail
FN2003	\$99.99

· 2¾" Diam. · 5½" Tall



## Stainless Steel Fan (1")

Item	Retail
FN8017	\$224.99

· 4" Length · 2" Width  
· 6½" Height



## Stainless Steel Angel (1")




Item	Retail
FN5003	\$109.99

· 3" Diam. · 4½" Tall



## Stainless Steel Fireworks (1")



Item	Retail
FN5008	\$109.99

· 3" Diam. · 3½" Tall



## Stainless Steel / Plastic Frothy (1")

Item	Retail
FN9211	\$184.99

· 2¾" Diam. · 6½" Tall

## Water Wall Spillways

These 24"W x 5.25"H x 3.5"H spillways create water walls, weeping walls, and rain curtains of any width in 24" increments, with seamless water flow between units. Our Complete Water Wall Spillway Kit supports 2 spillways for a 48" Wide Spillway Wall at a flow rate of 750-1500 gph for a smooth wall and 1500-3000 gph for a rough wall.

Item	Description	Retail
FSWS24316	24" Stainless Steel Spillway	\$449.99
FSWS24316K	Complete Stainless Steel Kit	\$1,866.67
FSWS243CP	24" Copper Spillway	\$559.99
FSWS243CPK	Complete Copper Kit	\$1,966.67

### Complete Water Wall Spillway Kits include:

- Large Formal Falls Basin
- IllumiFlow Pump 6000gph
- Pump "BodyGuard" Prefilter Sock
- 2 (two) 24" Water Wall Spillways
- Plumbing, Tubing & Connectors





# Wall Spouts



## Brass Flower Spouts

These charming and beautifully made brass water spouts look wonderful in a garden wall.

Item	Description	Dimensions	Retail
A	BTB13255 4 Petals Spout Only	7"W x 7"H x 8" Depth	\$149.99
B	BTB13254 6 Petals Spout Only	7.5"W x 7.5"H x 3.25" Depth	\$149.99
C	BTB13256 Flower Spout Only	4.5"W x 6"H x 9.5" Depth	\$149.99

Suggested flow: 600 - 900 gph

Pair with Item#  
PBSSBK Mini Basin  
Kit (below)

## Mini Basin Kit for our Stainless Steel or Brass Spouts

Just add cost of your spout to complete this kit! This kit assumes a maximum 24" high waterfall. Mini Basin Kits include:

- Mini Fountain Basin
- 660gph Blue Thumb Mag-Drive Pump
- Pump "Bodyguard" Prefilter Sock
- Black Filter Mat
- Discharge Assembly
- Plumbing & Tubing

Item	Description	Retail
PBSSBK	Mini Basin Kit*	\$469.99
PB1946	Mini Basin Only	\$179.99

\*Spout, wall block and decorative stone sold separately.

## Mini Fountain Cube Basin





- Auto Fill spinweld included
- Auto Fill valve sold separately
- 16" x 16" x 16"h
- 12 gallon capacity
- Black Filter Mat
- Lifetime Manufacturer Warranty



Made in the USA

Call us for custom quotes or kit suggestions on larger jobs.



## Stainless Steel Spouts

- Suggested flow: 600 - 900 gph
- 3 unique spout shapes
- Dimensions: 2"W x 2"H x 7.25" depth
- 1" threaded inlet

Unlike a garden hose or protruding plumbing, the Formal Spouts deliver subtle flow with a gentle sound that is ideal for block columns, special focal points and Indoor\Outdoor applications. Add a stainless spout on either side of a Formal Falls Waterfall!

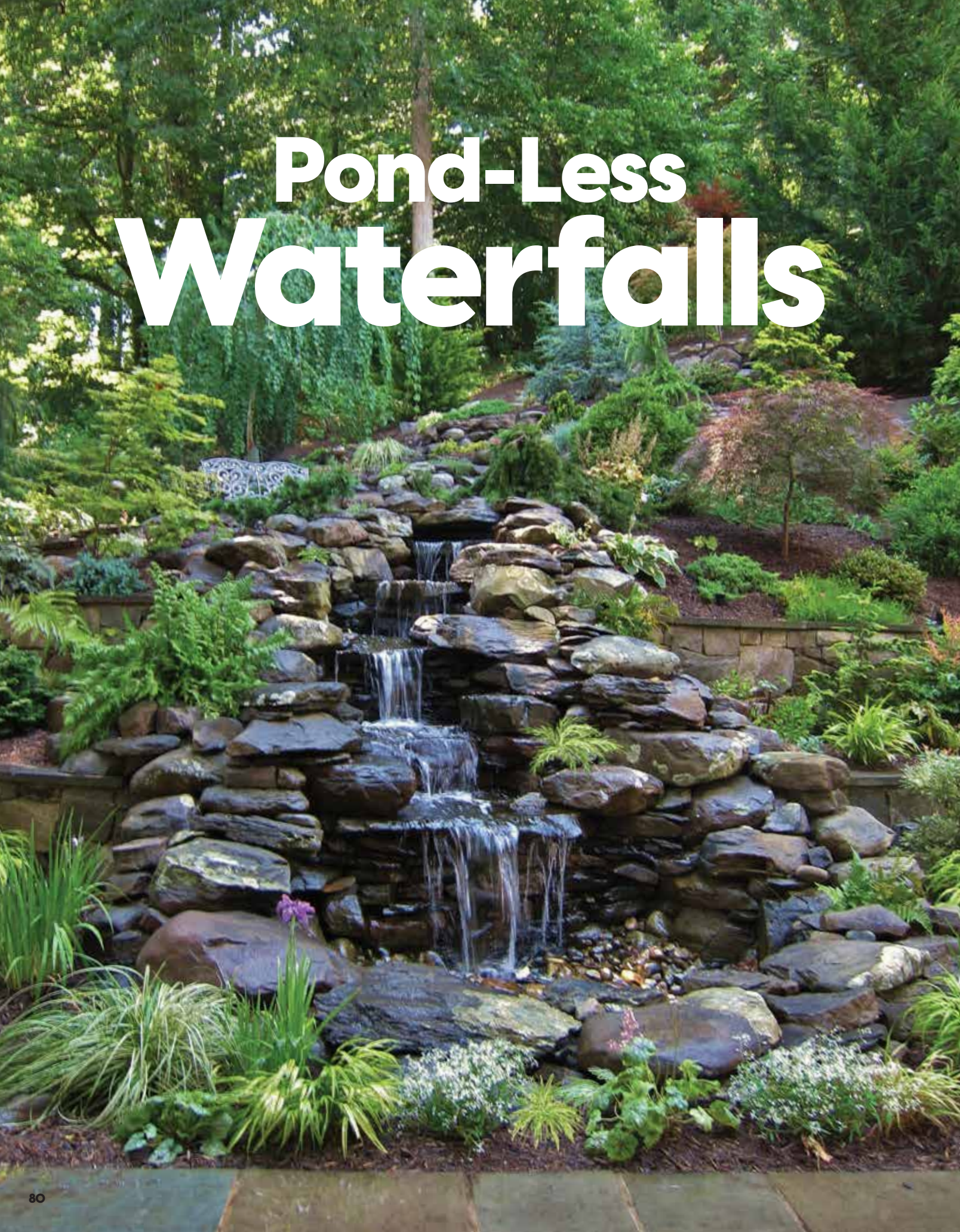
Item	Description	Retail
A	PB1939 Small Round Spout Only	\$215.99
B	PB1922 Large Round Spout Only	\$215.99
C	PB1915 Square Spout Only	\$215.99



Pair with Item# PBSSBK Mini Basin Kit (above)




# Pond-Less Waterfalls





# Pond-Less Waterfalls In a Variety of Styles and Shapes



Our Cascading Waterfall Kits let you enjoy all the restful and relaxing benefits of a waterfall without the safety or maintenance concerns of a pond. Families with young children or small yards will delight in this beautiful option. Pond-Less Waterfalls make an excellent choice in many settings, both residential and commercial. From short and narrow falls to wide and long falls, the design opportunities are endless so let your creative juices flow!



**Scan to shop now!**  
**Pond-Less Waterfalls**



**Shop online 24/7 at**  
**shopbluethumb.com**



## Easy Installation with Our Kits



### STEP 1

Layout appropriate Basin Matrix and Pump Canyon® configuration. Outline area with spray paint. Excavate to required size and depth.



### STEP 2

Install Underliner first, then Rubber Liner. Place Pump Canyon and Matrix Boxes on top of the liner. Backfill outside the lined basin area.



### STEP 3

Expand liner up your incline and place Cascade Box on liner over leveled area at the top.



### STEP 4

Place Pump in the Pump Canyon. Connect Plumbing from Pump to Cascade Box.



### STEP 5

Cover Matrix and Pump Canyon with decorative stone. Stack rocks to build the waterfall and stream. Fill with water and plug-in Pump to start.

## Pond-Less Waterfall Benefits

**Less Maintenance:** Just add water! It's that easy. Simply refill water basin when needed due to evaporation, and on occasion remove debris.

**Less Worry:** These water features are safe for children and pets to play near, and allow them freedom of exploration, while you relax.

**More Enjoyment:** With less worry and less maintenance, you have more time to enjoy your beautiful serene focal point. Plus, moving water doesn't attract mosquitoes like a pond can.

**Less Space:** Even if you have limited space, you can create the soothing sights and sounds of water moving through your yard.

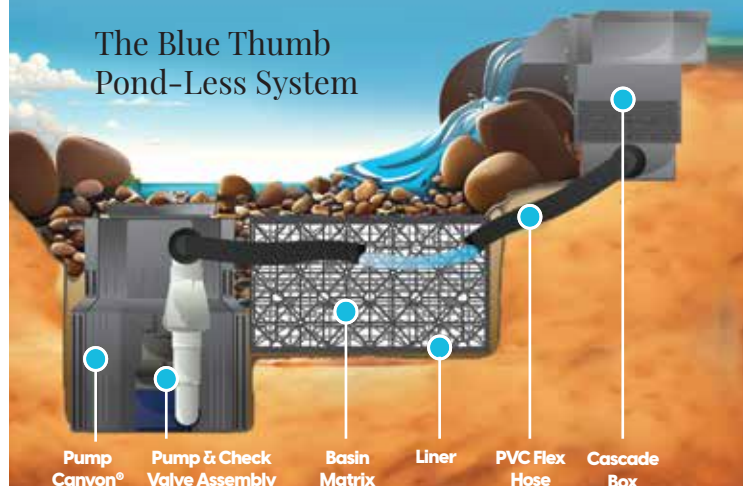
**Less Restrictions:** No extensive construction is required, allowing versatility in where and what you'd like your outdoor focal point to be.

**More Creativity:** You can easily direct the water travel through your streambed the way you want to experience it; a long and gentle stream, a tall drop that splashes on the rocks below, or your unique design.

### How it Works

A Pond-Less or Cascading Waterfall works much like a regular pond. The hole is dug and lined with a flexible Liner, then Basin Matrix boxes are added to keep the reservoir open and available for water. The basin matrix boxes are covered with rock and gravel, then the basin is filled with water, which will be pumped up to the Cascade Box. When running, water is circulated from beneath the rocks and gravel by a Pump that sits on the bottom, inside a Pump Canyon. A PVC Flex Hose runs from the Pump Canyon up to a Cascade Waterfall spillway and into an overflowing waterfall, where it falls back into the reservoir basin.

### The Blue Thumb Pond-Less System





# What Size Kit is Right for You?

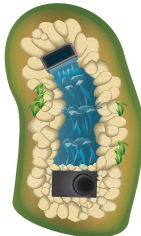
## DIY Mini Kit

#PB1373  
4' L x 1'-2' W Stream



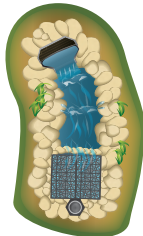
## DIY 20" Kit

#PB1854  
8' L x 2'-4' W Stream



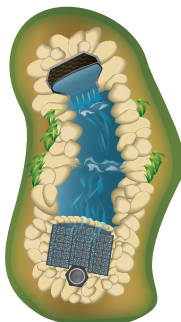
## Elite Small Kits

#PB1229 #PB16KIT  
6' L x 1'-2' W Stream



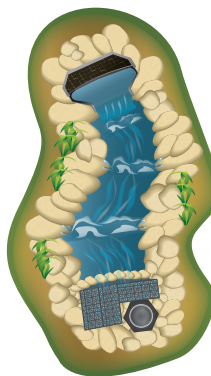
## Elite Medium Kits

#PB1236 #PB28KIT  
16' L x 2'-4' W Stream



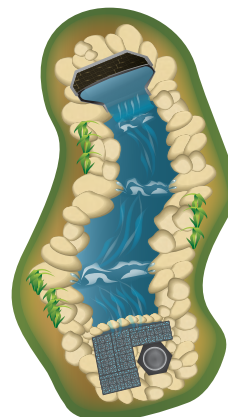
## Elite Large Kit

#PB3OCFK  
17' L x 4'-6' W Stream



## Elite X-Large Kit

#PB4OCFK  
18' L x 6'-7' W Stream



We design our Pond-Less Waterfall Kits to size, making installation easy in any size space.



## Pond-Less Waterfall Perfect for Trouble Areas

This landscape area had a steep slope that could not be planted and mulch would wash away during rains. The perfect solution was adding a pond-less feature to this landscape.



We recommend considering these products to enhance your enjoyment and lessen maintenance tasks:

Water Treatments such as Muck Buster® to keep water cleaner.

PAGES 112 - 113



Extend the enjoyment of your waterfall into the evening hours with our LED lighting options.

PAGES 109 - 110



Black Foam for stream control.  
PAGE 126








# Cascading Falls Kits

This Elite Series Kit is Our Contractor Grade Product that includes our original Cascade Falls Boxes

## Blue Thumb Elite Cascading Falls Kits

Our Cascading Falls are also commonly called Pond-Less Waterfalls. Since the water level never pools above the level of the rock and gravel, it gives the appearance of a waterfall without a pond, when in fact the "pond" is still there but is underground. Fish and certain aquatic plants, such as water lilies, require an open pond. However, Pond-Less Waterfalls offer a great water feature alternative with several advantages; less maintenance, less space, more versatility and safety for pets and children.



### Included in every Pond-Less Waterfall Kit

- Fish-Friendly Rubber Liner
- Protective Underliner
- Cascade Falls/Spillway Box
- Submersible Blue Thumb Pump
- Protective Pump Vault
- Water Basin Matrix
- Black PVC Flex Pipe
- Installation Kit & Manual
- Starter Water Treatment
- Pump Discharge Assembly



Item	Kit Size	Cascade Falls Box	Approx Stream Dimensions	Liner	Pump	PVC Flex Hose	Matrix	Retail
PB1229	Small	14"	6'L x 1-2'W	10' x 15'	2,100 gph	2" x 25'	1 large	\$1,299.99
PB1236	Medium	22"	16'L x 2-4'W	10' x 10' & 10' x 20'	4,500 gph	2" x 25'	3 large	\$1,899.99
PB30CFK	Large	30"	17'L x 4-6'W	15' x 15' & 10' x 20'	6,000 gph	3" x 25'	3 large / 3 small	\$2,699.99
PB40CFK	X-Large	40"	18'L x 6-7'W	15' x 15' & 15' x 20'	7,800 gph	3" x 25'	4 large / 4 small	\$3,299.99

\*Streambed lengths and widths are estimates. Actual dimensions will vary based on site.



Made in the USA





## Professional Grade Cascade Kits with Our New Elite Spillways

### Blue Thumb Elite Spillway Falls Kits

This Blue Thumb Pond-Less Elite Kit includes our Elite Spillway Box, also molded in our facility. The design has become quite popular due to its compact size and durable design using internal baffles. The Elite Spillway Diffuser allows for ease of installation and the spillway can be easily concealed for a beautiful water feature.



Item	Kit Size	Approx Stream Dimensions	Liner	Cascade Falls Box	Pump	PVC Flex Hose	Matrix	Retail
PB16KIT	Small	6'L x 1-2"W	10' x 15'	16"	2,100 gph	2" x 25'	1 large	\$1,299.99
PB28KIT	Medium	16'L x 2-4"W	10' x 10' & 10' x 20'	28"	6,000 gph	2" x 25'	3 large	\$1,799.99

The DIY Series is Our Homeowner Grade Product, which includes our smaller Cascade Falls Boxes

### Blue Thumb DIY Cascading Falls Kits

Our entry-level product line, we re-envisioned these products for DIYers looking to tackle a larger project, and for providing professional installers an affordable alternative option in building smaller waterfalls. Check out our Elite Series for Blue Thumb's superior Elite Contractor Grade product line.



Item	Size	Approx Stream Dimensions	Liner	Falls Box	Pump	PVC Flex Pipe	Canyon Matrix™	Retail
PB1373	Mini	4'L x 1-2"W	6' x 10'	10"	1,495 gph	1" x 7'	1 complete	\$699.99
PB1854	20"	8'L x 2-4"W	8' x 15'	20"	1,980 gph	1.5" x 10'	1 complete	\$949.99



# Elite

# Falls Boxes



## Blue Thumb Elite Spillway Boxes

A great way of starting waterfalls & streams, this unit is strong, has durable construction, and is compact and easy to hide. The internal baffles spread water evenly over your spillway. Excellent for pond-less applications.

Item	Waterfall Width	Dimensions	Max Flow	Inlet Size	Retail
PB16ES	16" Spillway	20.25" x 15.5" x 5"H	4,500 gph	One - 2" Spinweld	\$199.99
PB2866	28" Spillway	32.25" x 15.5" x 5"H	7,800 gph	One - 2" Spinweld	\$239.99

**\*Includes Factory Installed Spinweld Fitting, One 2" 90° Street Elbow, Black Silicone, and Full Color Instructions.**

- Easy to install
- 34% thicker than competition
- Lifetime Manufacturer Warranty

## Blue Thumb Elite Original Cascade Falls Boxes

Cascade Falls Boxes were created for Pond-Less applications instead of using a large bio-waterfall. Place them side-by-side for additional design options and waterfall widths.



Item	Size	Waterfall Width	Dimensions	Filter Mat	Max Flow	Inlet Size	Retail
PB1106	Small	14" Spillway	19" x 24" x 14.25"	Black Matala	2,500 gph	Two - 2" Spinwelds	\$215.99
PB1113	Medium	22" Spillway	20" x 33" x 14.25"	Black Matala	5,500 gph	Two - 2" Spinwelds	\$350.99
PB1120	Large	30" Spillway	20" x 41" x 14.25"	Black Matala	7,500 gph	Two - 3" Spinwelds	\$485.99
PB1182	Extra Large	40" Spillway	19.5" x 51" x 14.25"	Black Matala	10,000 gph	Two - 3" Spinwelds	\$620.99

**\*Includes Landscape Lid, Black Matala Diffuser Mat, Two Factory Installed Spinweld Fittings, Detachable Weir, Self-Tapping Stainless Screws, Black Silicone, Plumbing Fittings, Plumber's Tape, Clips, and Full Color Instructions.**

• Lifetime Manufacturer Warranty

## Replacement Black Matala Diffuser Mats

Item	Size	Dimensions	Retail
MT14BK	For 14" Original Elite Cascade Falls Box	7.6" x 15"	\$14.99
MT22BK	For 22" Original Elite Cascade Falls Box	7.6" x 24"	\$19.99
MT30BK	For 30" Original Elite Cascade Falls Box	7.6" x 32"	\$24.99
MT40BK	For 40" Original Elite Cascade Falls Box	7.6" x 42"	\$29.99

## 10" Mini DIY Cascade Box



- Waterfall Spillway Width: 10"
- Dimensions: 8.5" x 10" x 8"H
- Max Flow: 1,800 gph
- Inlet Size: 2 - 1" Spinwelds
- PVC Plumbing Fittings
- Includes integrated Landscape Lid
- Lifetime Manufacturer Warranty

Item	Retail
PB1359	\$79.99

## 20" DIY Cascade Box



- Waterfall Spillway Width: 20"
- Dimensions: 8.5" x 20" x 7"H
- Max Flow: 2,500 gph
- Inlet Size: 2 - 1.5" Spinwelds
- PVC Plumbing Fittings
- Includes integrated Landscape Lid
- Lifetime Manufacturer Warranty

Item	Retail
PB1762	\$149.99

## Corner Cascade Falls Box



- Waterfall Spillway Width: 12"
- Dimensions: 12" x 12" x 10"
- Max Flow: 2,500 gph
- Inlet Size: 2 - 1.5" Spinwelds
- PVC Plumbing Fittings
- Includes integrated Landscape Lid
- Lifetime Manufacturer Warranty

Item	Retail
PB1861	\$179.99



# The Elite Series is our Contractor Grade Product Line

## Blue Thumb Elite Pump Canyons®

Our Pump Canyons are 41% thicker than the competition, built to withstand the pressure of being buried under the rock.

- One piece molded construction w/removable lid
- UniSeal accepts 1.5" (Mini), 2" (Small) Flex Hose
- Auto-Fill Spinweld Fitting
- Pump sits protected inside canyon
- Hexagonal design eliminates distortion
- Slots cut in side allows water to freely enter chamber
- Lifetime Manufacturer Warranty


Item	Size	Dimensions	Capacity	Flow Rate	Retail
PB1366	Mini	12.25" x 14" x 16"H	7 gallons	2,500 gph	\$159.99
PB1168	Small	15.5" x 18" x 22.5"H	16 gallons	7,500 gph	\$299.99
PB1175	Large	24" x 27.75" x 31.5"H	57 gallons	20,000 gph	\$449.99




## Water Matrix Boxes for Basins

- Our Basin Matrix is designed to replace up to 90% of the gravel traditionally used in the reservoir of Cascading Falls applications.
- Creates over 3 times more water storage capacity than gravel
- Less labor excavating and moving boulders
- Matrix strength is 5,472 lbs per sq/ft
- Great for tighter spaces when you build your stream/waterfall to end right over the top of the Matrix.
- Extra water volume reduces the maintenance of filling due to evaporation.

Large



Small



## Elite Pump Canyon® Extension

- Allows a deeper dig
- Auto Fill spinweld included (Auto fill kit sold separately)
- Etched guidelines every 4" for easy cutting to customize depth of basin

Small



Large



For size comparison image shows a large and small matrix boxes on left and two large boxes on right. (Sold separately.)

Item	Size	Dimensions	Volume	Retail
WMSM17	Small	26.5"L x 16"W x 9.5"H	17 gal	\$64.99
WMLG34	Large	26.5"L x 16"W x 17.5"H	32 gal	\$78.99

Item	Size	Height	Depth	Retail
PB2354	Small	22"	42" Max	\$189.99
PB1977	Large	48"	78" Max	\$299.99

## Canyon Matrix™

Blue Thumb's Canyon Matrix™ all-in-one system houses and protects the pump while maximizing water volume for your backyard waterfall. It's perfect for smaller cascading falls, including that backyard stream you've been dreaming about.

Item	Retail
PB2989	\$199.99

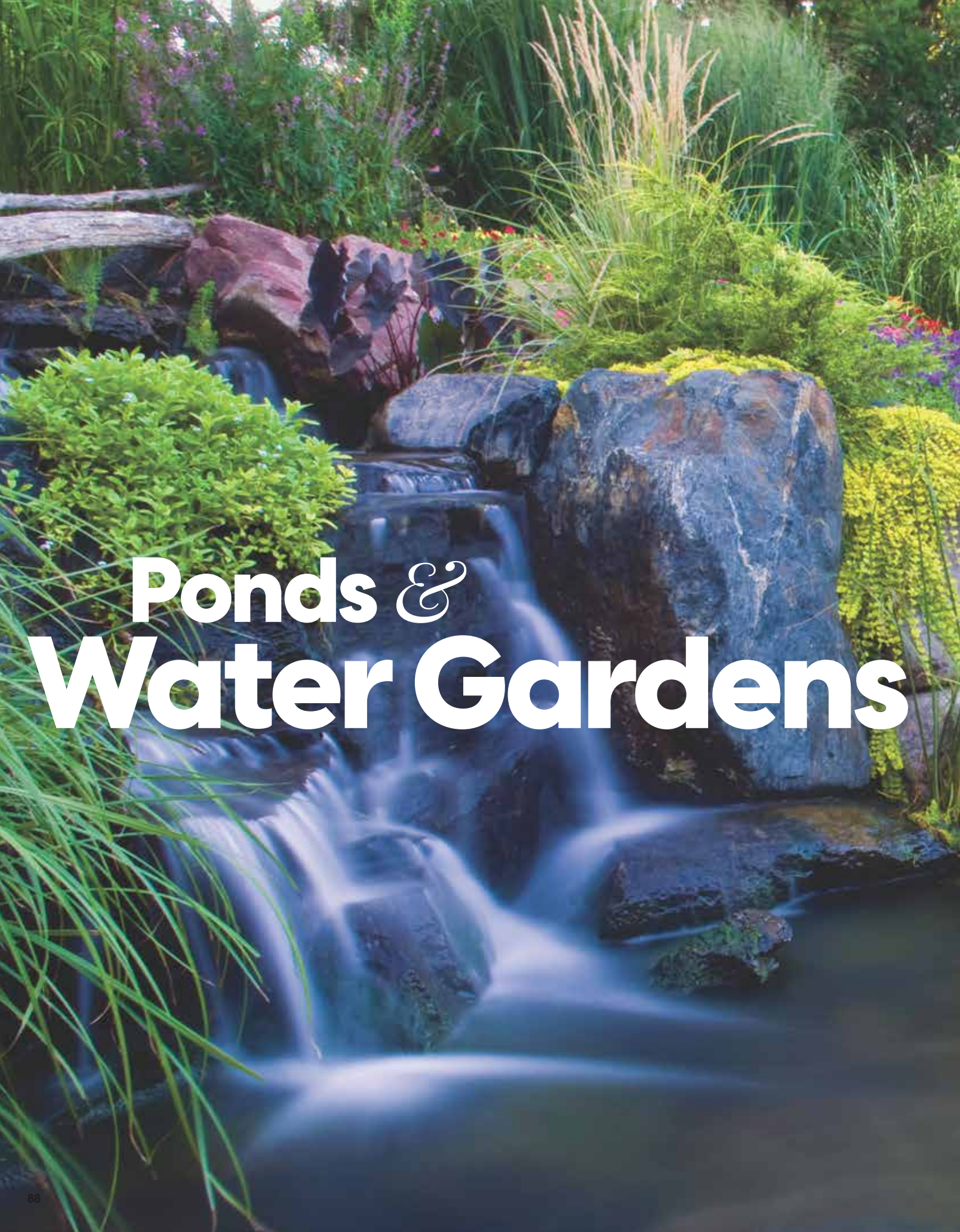


- Max Pump Flow: 2500 gph
- 21 gallon basin capacity
- Dimensions: 26.5"L x 16"W x 11.5"H or 13"H with lid
- One-piece molded construction with access lid
- Lifetime Warranty



Made in the USA





# Ponds & Water Gardens



# Fish Ponds and Water Gardens Sizes to fit your space



Like aquatic plants, fish add color and personality to your pond. They clamor for attention, especially at feeding time. We carry the products that give your garden fish the quality care and environment that leads to long life spans. Your family will adore these delightful pets for years to come.



**Scan to shop now!**  
**Garden-Fish Ponds**



**Shop online 24/7 at**  
**shopbluethumb.com**



# The Most Comprehensive Pond Kit on the Market Today!



Kane Brothers



## The Elite Series is our Contractor Grade Product Line

Blue Thumb Elite Pond Kits provide everything you need to create that professional pond installation. With five sizes available we're sure to have a package that will fit appropriately within your landscape design. If not, please contact us and we'll customize an Elite Pond Kit around your design at no additional charge.

### Blue Thumb Elite Pond Kits

Item	Max Pond Size	Liner	Approx. Gallons	Pump Flow Rate	Pipe	Skimmer	Waterfall	Bio Media	Retail
PB1250	6' x 8' x 2'D	10' x 12'	550	2,100 gph	2" x 25'	8" Elite	14" Elite	1 cu ft	\$1,669.99
PB1267	8' x 11' x 2'D	12' x 15'	1,000	2,100 gph	2w x 25'	8" Elite	14" Elite	1 cu ft	\$1,779.99
PB1276	11' x 16' x 2'D	15' x 20'	2,000	4,500 gph	2" x 25'	8" Elite	22" Elite	2 cu ft	\$2,389.99
PBE1621K	16' x 21' x 2'D	20' x 25'	3,800	6,000 gph	2" x 50'	10" Elite	30" Elite	4 cu ft	\$3,399.99
PBE2126K	21' x 26' x 2'D	25' x 30'	6,150	7,800 gph	2" x 50'	10" Elite	30" Elite	4 cu ft	\$3,989.99



Made in the USA



# Blue Thumb Eco-System

## About Our Complete Pond Eco-System

- A Biological Waterfall Boxes**  
Filters harmful waste and toxins from water, keeping your pond clean and clear. Provides excellent surface area for beneficial bacteria growth while making a simple and artistic way of creating a waterfall. Easy to camouflage-especially when using the Landscape Lid.
- B Black PVC Flex Hose**  
Carries water from skimmer box up to the biological waterfall box. Much easier to install than rigid PVC.
- C Aquatic Plants**  
Add beauty to any pond! Plants can be placed throughout the pond or along the pond's edge. There are many varieties: floating, marginal, sinking, oxygenating and lilies. Water garden kits are great when your desire is to keep many colorful and beautiful aquatic plants.
- D Rocks & Gravel**  
Provides additional surface area for beneficial bacteria to colonize. Protects liner from harmful UV rays and damage from animals. Creates a very natural look.
- E Fish**  
Adding colorful Koi and Goldfish creates an even more dramatic display. Water gardens are great for Goldfish and Koi.
- F Protective Underliner**  
A non-woven, protective underliner fabric forms a soft padding for the liner. Installs much quicker than newspaper and covers the vertical walls unlike sand. Unlike carpeting, it allows gases to escape out the sides from the earth's soil.
- G Fish-Friendly Rubber Liner**  
Super-strong 45-mil EPDM liner is the best choice when building a pond. Very flexible - conforms to pond's curves and slopes.
- H High-Efficiency Pump**  
Pump sits in back pump chamber protected from clogging by nets and filter mats. Blue Thumb pumps are recommended as they will use far less electricity and are meant to operate continuously.
- I Mechanical Skimmer Box**  
Simplifies routine maintenance by removing floating debris before it sinks to the bottom of the pond. Protects the pump and hides unsightly plumbing.

### Included in every Elite Pond Kit

- Elite Skimmer with Matala Mat and Holder
- Elite Waterfall with Bacti-Twist Media
- High Efficiency Pump
- Check Valve Assembly
- PVC Flex Pipe
- 3-Pack LED Light Kit
- Fish-Friendly Rubber Liner
- Protective Underliner
- Installation Kit
- Water Treatment Kit

### We recommend considering these products to enhance your enjoyment and maintenance tasks:

- An Auto Fill Kit will automatically maintain water level. **Page 127**
- Water Treatments safe for fish, birds & wildlife. **Pages 112 - 113**
- Fish Food and Fish Health supplies. **Pages 118 - 119**
- Aquatic Plant Accessories. **Page 115**
- Lighting options. **Pages 109 - 110**
- Black Foam. **Page 126**

### CALL US WITH YOUR CUSTOM NEEDS.

Our expertise and quotes are always free!



# Capture Surface Debris Before it Becomes a Pond-Owner Issue



- 38% thicker than competition
- Lifetime Manufacturer Warranty
- Houses & protects pump while removing debris

## The Elite Series is our Contractor Grade Product Line



A contractor favorite, Elite Series Skimmer Filters are equaled in strength and durability only to our Elite Waterfalls. Elite Series Skimmers come standard with a Matala Mechanical Filtration Mat and include a Natural Faux Lid for concealing the unit within the landscape.

### Blue Thumb Elite Mechanical Skimmer Boxes

Item	Size	Weir	Dimensions	Rec. Flow	Max Flow	Pond Size	Pump Config.	Retail
PB1199	Small	8"	26.25" x 15.25" x 19.75"	3,500 gph	5,500 gph	Up to 11' x 16'	Single Pump	\$398.99
PB1137	Medium	10"	28.25" x 19.25" x 23.75"	6,000 gph	10,000 gph	Up to 21' x 26'	Single or Double	\$579.99
PB1144	Large	15"	30.75" x 23.5" x 26"	10,000 gph	20,000 gph	Up to 30' x 30'	Single or Double	\$809.99

### All Elite Skimmers Include:

- Natural Lid
- Green Matala Mat
- Stainless Mat Holder
- Stainless Frame Mesh Debris Net
- Marine-Grade, Self-Tapping Stainless Screws
- Rubber UniSeals for 2" Discharge Points
- Plumbing Fittings for Overflow
- Black Silicone
- Screw Caps
- Pre-plumbed Auto Fill Spinweld with Plug
- Instruction Manual



Made in the USA



## Our Elite Skimmer Features

**A Protects & Hides Pump!**  
Since the pump is located & protected inside the skimmer there's no unsightly plumbing located inside the pond.

**B Pre-Plumbed with Over-Flow Option!**  
Spinweld and plumbing fittings included to take overflow water away from pond.

**C Two Discharge Options with UniSeals!**  
Each Elite Skimmer comes complete with two discharge options. Fitting included to plug one side when using one pump or use both discharge holes when using two pumps. Rubber UniSeals keep dirt from falling into skimmer.

Natural faux cover lid hides skimmer at edge of pond



**D Easy-to-hide Snout with Buoyant Door!**  
Our snout & door design allow you to "frame" the skimmer face with boulders to help hide it from view. Attach the snout to the skimmer body using Marine Grade SS Self-Taping Screws (included)


**E Matala Mat Eases Skimmer Maintenance!**  
The Elite Skimmers come standard with Green Density Matala filter media. This makes it much easier to clean the skimmer

**F New Design Increases Strength!**  
Our Elite Skimmers were designed to increase strength and eliminate distortion.



## Skimmer Replacement Items

### Replacement Natural Faux Cover Lids



Item	Skimmer	Color	Retail
LIDSER	Serenity	Sandstone	\$39.99
LID8	Crystal & Small Elite	Sandstone	\$54.99
LID10	Medium Elite	Sandstone	\$69.99
LID15	Large Elite	Sandstone	\$84.99
LIDSERG	Serenity	Granite	\$39.99
LID8G	Crystal & Small Elite	Granite	\$54.99
LID10G	Medium Elite	Granite	\$69.99
LID15G	Large Elite	Granite	\$84.99

### Stainless Mat Holder for Elite Skimmer

Item	Description	For Use With:	Retail
SS8SKS	Mat (12.7" X 16")	8" Elite Skimmer	\$69.99
SS10SKS	Mat (14.5" X 19.2")	10" Elite Skimmer	\$79.99
SS15SKS	Mat (19.2" X 23.4")	15" Elite Skimmer	\$89.99



### Stainless Frame Mesh Debris Nets

Item	Description	For Use With:	Retail
NET8SK	Net (12" x 12.5" x 4")	Crystal / 8" Elite Skimmer	\$29.99
NET10SK	Net (16" x 15.5" x 6")	10" Elite Skimmer	\$39.99
NET15SK	Net (20.25 x 16 x 8")	15" Elite Skimmer	\$49.99



### Hudson Auto Fill Automatic Water Fill Kit

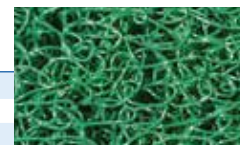
- Automatically fills evaporated water
- Hooks up to any 1/2" line or garden hose
- Max 30 PSI - Recommend use with 30 psi Regulator (Item# 30PSI)

Item	Description	Retail
PB1342	Water Fill Kit	\$116.99



### Green Matala Mats

Item	Description	For Use With:	Retail
MT8GR	Mat (12.7" X 16")	8" Elite Skimmer	\$29.99
MT10GR	Mat (14.5" X 19.2")	10" Elite Skimmer	\$39.99
MT15GR	Mat (19.2" X 23.4")	15" Elite Skimmer	\$49.99





# Natural Falls Start With an Easily Disguised Waterfall Filter



Elite Series Waterfall Filters are absolutely the strongest, most durable waterfalls available on the market! A contractor favorite, Elite Series Waterfalls come standard with Matala Biological Filtration Mats and include a Landscape Lid for concealing the unit within the landscape.

- 34% thicker than competition
- Lifetime Manufacturer Warranty
- Filters water while creating a beautiful waterfall
- Hiding the box is easy using the Landscape Lid



## Blue Thumb Elite Biological Waterfall Boxes

Item	Size	Bacti-Twist Filter Media	Fall Width	Dimensions	Rec. Flow	Volume	Inlet	Retail
PB1076	Small	1 cu. ft.	14" Spillway	23" x 24.75" x 21.75"	3,500 gph	1,500 gal	Two - 2"	\$359.99
PB1083	Medium	2 cu. ft.	22" Spillway	31" x 30.5" x 23"	6,000 gph	3,500 gal	Two - 2"	\$599.99
PB1090	Large	5 cu. ft.	30" Spillway	31.75" x 40.5" x 25.75"	10,000 gph	6,000 gal	Two - 3"	\$809.99
PB1243	Extra Large	10 cu. ft.	40" Spillway	35.75" x 50" x 30.75"	20,000 gph	10,000 gal	Two - 3"	\$1,169.99

\* Includes: Silicone, Liner Clips, Screw Caps, Plumbing, Teflon Tape, Stainless Hardware & Instructions



Made in the USA






## Our Elite Waterfall Features

- A Removable Landscape Lid!**  
Our lid will hold rocks, plants, gravel, even mulch! It's never been easier to disguise, hide, and naturalize a waterfall box!
- B Octagonal Design!**  
Provides maximum strength, and a much easier shape to camouflage than circular or rectangle designs.
- C Two Bulkhead Openings!**  
Second opening can be used as a back flush to perform water changes, or connect multiple pumps or plumbing lines.



- D Reversible Waterfall Snout!**  
Install the snout in the usual way for basic installation or reverse the snout for a more advanced waterfall appearance.
- E Two Matala Mats Included!**  
Matala mats have 2 times the biological benefit and will last up to 4 times longer than traditional mats!
- F Media Bag**  
Mesh Media Bag included- fill with Bacti-Twist Bio Media (not included, see below)

## Waterfall Replacement Items




**Bacti-Twist®**

### Biological Media

- Large surface area for bacteria
- Easy to fit in any shape container
  - especially waterfall boxes
- Keep water healthy & clear
- More info: Visit [bactitwist.com](http://bactitwist.com)

### Black Waterfall Foam

Item	Description	Retail
PB1380	12 oz Can	\$16.99
PB1434	24 oz Can for Guns	\$29.99



### Green Matala Mats

Item	Description	For Use With:	Retail
MT14GR	Replacement Mat (12" x 12.7")	14" Elite Waterfall	\$19.99
MT22GR	Replacement Mat (19.2" x 21.25")	22" Elite Waterfall	\$39.99
MT30GR	Replacement Mat (19.2" x 30")	30" Elite Waterfall	\$59.99
MTHSGR	Replacement Mat (24" x 39")	40" Elite Waterfall	\$59.99



Item	Description	Retail
PBBT12	1/2 cu. ft.	\$18.99
PBBT1	1 cu. ft.	\$32.99
PBBT2	2 cu. ft.	\$54.99
PBBT5	5 cu. ft.	\$119.99



# A Complete Kit Perfect as an Intro to Pond Life



From our Crystal Falls mid-level and Serenity entry-level product lines, we re-envisioned these products for DIYers looking to tackle a larger project, and for providing professional installers an affordable alternative option in building smaller ponds. Check out our Elite Series for Blue Thumb's superior Elite Contractor Grade product line.

## The DIY Series is Our Homeowner Grade Product Line



### Included in every DIY Complete Pond Kit:

- Fish-Friendly Rubber Liner
- Protective Underliner
- DIY Mechanical Skimmer Box
- DIY Biological Waterfall Box
- Bacti-Twist Filter Media
- Blue Thumb High-Efficiency Pump
- Check Valve Assembly
- 1.5" PVC Flex Pipe
- 1.5" Check Valve
- Installation Instruction Manual
- Installation Kit
- Pond Maintenance Kit

### Blue Thumb DIY Pond Kits

Item	Kit Size	Max Pond Size	Liner	Approx. Gallons	Pump Flow Rate	Pipe	Skimmer	Waterfall	Retail
PB1212	Small	8' x 11' x 2'D	12' x 15'	1,200	1,800 gph	1.5" x 16'	90	1200	\$1,199.99
PB1335	Large	11' x 16' x 2'D	15' x 20'	2,000	3,200 gph	1.5" x 25'	180	2000	\$1,899.99



Made in the USA



# Our DIY Waterfall & Skimmer Filters

Our DIY Series Skimmers and Waterfalls are the building blocks in creating your own fish ponds and water gardens offered at an affordable rate. Check out our Elite Series for Blue Thumb's superior contractor grade product line.

## Skimmers

### Blue Thumb DIY Pond Skimmer Kits

Skims the pond of debris before it can settle to the bottom and turn into sludge. Our skimmers offer two-stage mechanical filtration while housing and protecting the pump.

Item	Size	Weir	Dimensions	Max Flow	Pond Size	Retail
PB1304	90	7.5"	16.25" x 13.25" x 14.75"	2,000 gph	Up to 90 sq.ft.	\$199.99
PB1311	180	7.5"	22" x 14.5" x 19.5"	4,500 gph	Up to 180 sq.ft.	\$279.99



### Our DIY Skimmers Include:

- Skimmer Unit
- Detachable Snout/Door
- Natural Cover Lid (A \$59.99 Value FREE!)
- Filter Mat & Mesh Leaf Net
- Stainless Screws & Screw Caps
- Liner Clips
- Silicone
- Installation Instructions
- Lifetime Manufacturer Warranty



### DIY Skimmer & Waterfall Replacement Items

Item	Description	For Use With:	Retail
SERMAT	Replacement Mat (12" x 12.7" x 1.25")	PB1151, PB1304, or PB1281	\$14.99
CRYMAT	Replacement Mat (12.7" x 16" x 1.25")	PB1311 or PB1298	\$19.99
NET7SK	Replacement Net (11.75" x 11.5" x 4")	PB1304	\$29.99
NET8SK	Replacement Net (12" x 12.5" x 4")	PB1311	\$29.99

## Waterfalls



### Blue Thumb DIY Waterfall Kits

In addition to spilling into the waterfall, these boxes biologically filter and aerate the water, making the pond safe for fish while keeping the water clean & clear!

Item	Size	Weir Width	Dimensions	Max Flow Rate	Filters Up To	Retail
PB1151	1200	14" Molded Spillway	19" x 15.5" x 14.5"H	1,200 gph	2,000 gal	\$99.99
PB1281	1500	14" Detachable Spillway	20.5" x 20" x 15.75"H	1,500 gph	2,500 gal	\$179.99
PB1298	2000	20" Detachable Spillway	22" x 23" x 19"H	2,000 gph	4,500 gal	\$224.99

### Our DIY Waterfalls Include:

- Filter/Waterfall Unit
- Bio Filter Mat
- Mesh Media Bag
- 1.5" Plumbing Fittings
- Stainless Screws & Caps
- Liner Clips
- Silicone
- Installation Instructions
- Lifetime Manufacturer Warranty



# Maintenance & Installation **Accessories**

Liners & Accessories  
**PAGES 100-101**

Pumps  
**PAGES 102 - 107**

LED Lighting  
**PAGES 108-111**

Water Treatments  
**PAGES 112-113**

Algae Treatment  
**PAGE 114**

Aquatic Plant Products  
**PAGE 115**

Nets & Fish Pond Accessories  
**PAGE 116**

Seasonal Items  
**PAGE 117**

Fish Care  
**PAGE 118-119**

Aeration Systems  
**PAGES 120-121**

Hoses & Tubing  
**PAGE 122**

Filtration Materials  
**PAGE 125**

UV Clarifiers  
**PAGE 122-127**

Installation Materials  
**PAGE 122 -129**

Custom Check Valves  
**PAGE 126**

Black Foam  
**PAGE 126**

Auto Fill  
**PAGE 127**

Plumbing Parts  
**PAGES 128-129**



# Products to Install and Maintain Water Features



From liners to water treatments and even fish food Blue Thumb has everything you need to install and maintain your water features.





# Liners & Underliners



EPDM Rubber Liners and protective underliner are essential for a successful pond installation.

A 'fish friendly' liner that is not harmful to the environment. Unlike preformed liners, these liners can easily be shaped to fit the unique contours of your pond, giving you much more creative design versatility. Multiple membrane panels can be quickly and securely sealed with the QuickSeam Tape Kit (#PGQSTK) to accommodate larger pond lining applications and unique design elements.

## EPDM Rubber Liners

- High flexibility 'holding power' allows year-round installation
- Incredible resistance to UV and waterline-weathering
- Fish-Friendly
- 45 mil, rubber EPDM
- 20-Year Warranty!



The use of underliner increases the puncture resistance of rubber liner by 321%!

## Mini Rolls

Item	Description	Retail
PG2025	20' x 25' Roll	\$993.33
PG2030	20' x 30' Roll	\$1,192.00
PG3030	30' x 30' Roll	\$1,788.00

## 50' LONG ROLLS

Item	Description	Retail
PG550	5' x 50' Roll	\$400.00
PG1050	10' x 50' Roll	\$800.00
PG1550	15' x 50' Roll	\$1,200.00
PG2050	20' x 50' Roll	\$1,600.00
PG2550	25' x 50' Roll	\$2,000.00
PG3050	30' x 50' Roll	\$2,400.00
PG3550	35' x 50' Roll	\$2,800.00
PG4050	40' x 50' Roll	\$3,200.00
PG5050	50' x 50' Roll	\$4,000.00

## 100' LONG ROLLS

Item	Description	Retail
PG5100	5' x 100' Roll	\$800.00
PG10100	10' x 100' Roll	\$1,600.00
PG15100	15' x 100' Roll	\$2,400.00
PG20100	20' x 100' Roll	\$3,200.00
PG25100	25' x 100' Roll	\$4,000.00
PG30100	30' x 100' Roll	\$4,800.00
PG35100	35' x 100' Roll	\$5,600.00
PG40100	40' x 100' Roll	\$6,400.00
PG50100	50' x 100' Roll	\$8,000.00



## Protective Underliner

Use on top of liner as well to protect from punctures when adding gravel & boulders.

Item	Description	Retail
PU6100	6' x 100' Roll	\$259.99
PU12100	12' x 100' Roll (folded to 6')	\$499.99
PUC	Custom cut, 12' ft. wide	\$7.20/linear ft.



## Boxed Liner

Item	Description	Retail
PG1010	PondGard 10' x 10' Liner	\$179.00
PG1015	PondGard 10' x 15' Liner	\$268.50
PG1515	PondGard 15' x 15' Liner	\$402.75
PG1520	PondGard 15' x 20' Liner	\$537.00
PG2020	PondGard 20' x 20' Liner	\$716.00

## Liner Custom Cut to Size

Available in 5, 10, 15, & 20 ft. widths

Item	Description	Retail
PGCC5	Fish-Friendly, 5' wide	\$8.98/linear ft.
PGCC10	Fish-Friendly, 10' wide	\$17.90/linear ft.
PGCC15	Fish-Friendly, 15' wide	\$26.85/linear ft.
PGCC20	Fish-Friendly, 20' wide	\$35.80/linear ft.



Made in the USA





## Liner Accessories

Fast and durable seals for easy installation or repairs

### PondGard QuickSeam Tape Kit

- Quick Prime Adhesive, (2) 4 oz cans
- Marking Crayon
- Double Sided Seam Tape, 25 linear feet
- QuickSeam Application Tool & pads
- Complete Installation Instructions

Item	Retail
PGQSTK	\$141.99



### PondGard QuickSeam Repair Kit

- (2) 6" x 6" patches
- QuickPrime 2 oz bottle
- Roller, Scrubber Pad
- Disposable gloves
- Instructions

Item	Retail
PGQSRK	\$36.99



### PondGard Joint Cover


6" Diameter Patch

Item	Retail
PGJC6	\$9.99



### Double Sided Seam Tape

- Two sided tape for joining two pieces of liner together.
- For maximum sealing use the Single Sided Seam Tape in conjunction with this tape.



### Single Sided Seam Tape

- 6" wide single sided tape used to seam two panels of liner together.
- Use QuickPrime Plus to clean and dramatically improve tape adhesion to liners.



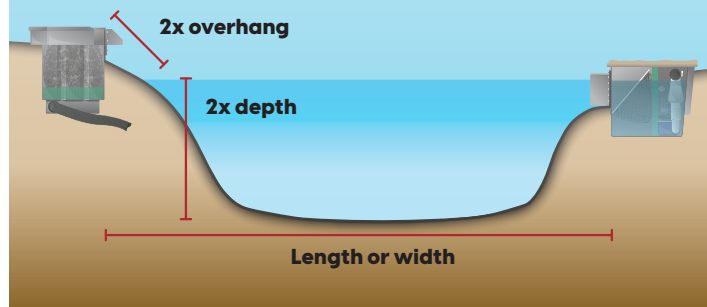
Item	Description	Retail
DST325	3" x 25' Roll	\$56.99
DST3100	3" x 100' Roll	\$189.99

Item	Description	Retail
SST625	6" x 25' Roll	\$128.99
SST6100	6" x 100' Roll	\$629.99

## Calculate what size liner you will need for your pond project:

**Length + (Depth x 2) + (Overhang x 2) = Length of Liner**  
**Width + (Depth x 2) + (Overhang x 2) = Width of Liner**

We recommend a 2' overhang on all sides of the water feature. Be sure to measure the longest, widest, & deepest points of your water feature to use in the formula in order to ensure the accurate size. Better to be a little long than to be a little short!



### QuickPrime Plus Quart

- Use to prep areas where two pond liner sheets are joined.
- Covers 25 linear feet

Item	Retail
PGQPP	\$60.99





## Blue Thumb Mag-Drive Pumps

These magnetic drive heavy duty pumps are equipped with a removable pre-filter, adjustable flow, replaceable ceramic shaft impellers, and long heavy duty power cords.

- Energy efficient
- Adjustable flow
- Ceramic shaft impeller
- 5-year Warranty




# Fountain Pumps

For Fountains & Smaller Water Features

### Blue Thumb Mini Mag-Drive Fountain Pumps

- Perfect for running very small decorative fountains.
- Dimensions with 1"L guard: 4"L x 2.5"W x 2.5"H

Item	Watts	Flow	Max. Head	Amps	Cord	Outlet	Retail
PB2521	7	120 gph	2.60 ft.	0.08	6 ft.	.5"	\$32.99
PB2538	9.5	180 gph	4.70 ft.	0.12	6 ft.	.5"	\$39.99



### Blue Thumb Small Mag-Drive Fountain Pumps

- Perfect for running smaller decorative fountains.
- Dimensions with 1"L guard: 5.75"L x 3"W x 4.25"H


Item	Watts	Flow	Max. Head	Amps	Cord	Outlet	Retail
PB2545	16	290 gph	5.95 ft.	0.23	16 ft.	.75"	\$69.99
PB2552	24	370 gph	7.60 ft.	0.40	16 ft.	.75"	\$79.99



### Blue Thumb Medium Mag-Drive Fountain Pumps

- Perfect for running small to medium decorative water features.
- Dimensions with 1.75"L guard: 7.25"L x 4.25"W x 5"H

Item	Watts	Flow	Max. Head	Amps	Cord	Outlet	Retail
PB2569	33	530 gph	7.92 ft.	0.55	20 ft.	.75"	\$99.99
PB2576	43	660 gph	8.82 ft.	0.73	20 ft.	.75"	\$124.99
PB2583	58	800 gph	9.30 ft.	0.80	20 ft.	.75"	\$149.99



### Blue Thumb Large Mag-Drive Fountain Pumps

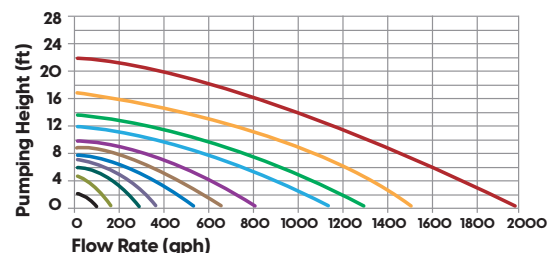
- Perfect for running medium to large decorative water features.
- Dimensions with 2"L guard: 9.25"L x 4.5"W x 5.5"H,
- PB2620 Dimensions with 2"L guard: 10"L x 4.5"W x 6.5"H

Item	Watts	Flow	Max. Head	Amps	Cord	Outlet	Retail
PB2590	92	1,110 gph	12.20 ft.	0.85	20 ft.	1"	\$169.99
PB2606	110	1,300 gph	13.50 ft.	1.00	20 ft.	1"	\$189.99
PB2613	153	1,495 gph	16.70 ft.	1.46	20 ft.	1"	\$249.99
PB2620	250	1,980 gph	20.00 ft.	2.60	20 ft.	1"	\$299.99



Our Mag-Drive Pumps can be found in many of our Fountain Kits.

Flow Rate



Scan to learn more about Fountain Pumps



Shop online 24/7 at [shopbluethumb.com](http://shopbluethumb.com)



## Blue Thumb Clear Water & Solids Handling Pumps

Clear Water and Solids Handling pumps have proven to be one of the most dependable and energy-efficient direct drive pumps available. These pumps are great for medium to heavy flows and higher head heights.

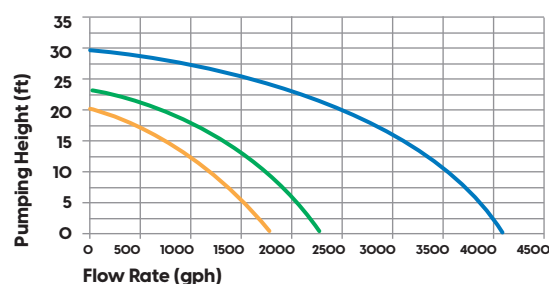
## For Small-Medium Pond/Waterfall



### Blue Thumb Clear Water Pumps

- Water Cooled – No Oil
- 18-month Manufacturers Warranty

Flow Rate



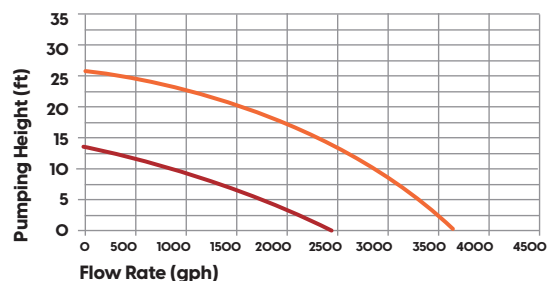
Item	Max Flow	Max Height	Watts	Amps	Cord	Pump Dimensions	Outlet	Flow Rate @ 5'	Flow Rate @10'	Flow Rate @15'	Flow Rate @20'	Flow Rate @25'	Retail
PB1038	1,800 gph	18 ft.	170-240	2.2	16'	5.75"L x 5.75"W x 11"H	1.25"	1,520 gph	1,180 gph	750 gph	-	-	\$254.99
PB1045	2,340 gph	22 ft.	195-280	2.5	16'	5.75"L x 5.75"W x 11"H	1.25"	2,125 gph	1,820 gph	1,440 gph	790 gph	-	\$289.99
PB1052	4,200 gph	30 ft.	330-630	6.2	16'	6"L x 5.5"W x 12"H	1.25"	3,745 gph	3,540 gph	3,075 gph	2,510 gph	1,500 gph	\$379.99



### Blue Thumb Solids Handling Pumps

- Handles Solids up to 1.25"
- Water Cooled – No Oil
- 18-month Manufacturers Warranty

Flow Rate



Item	Max Flow	Max Height	Watts	Amps	Cord	Pump Dimensions	Outlet	Flow Rate @ 5'	Flow Rate @10'	Flow Rate @15'	Flow Rate @20'	Retail
PB1014	2,160 gph	14 ft.	250-360	3.3	16'	5.5"L x 5.5"W x 10.5"H	1.25"	1,750 gph	840 gph	-	-	\$339.99
PB1021	3,840 gph	26 ft.	380-670	6.2	16'	6"L x 5.5"W x 13"H	1.25"	3,440 gph	2,860 gph	2,250 gph	1,475 gph	\$429.99



## Blue Thumb IllumiFlow® Pumps

These pumps are a hybrid direct drive/ magnetic drive pump. They offer the flow rates of direct drive pumps with the low energy costs of magnetic drive pumps.

- Horizontal or vertical operation
- Aerates & oxygenates water
- Water cooled - no oil
- Thermal overload protection
- Removable fish guard
- 1" - 1.5" Fittings
- 2-year Manufacturer Warranty

# Pond/Waterfall

## MEDIUM-LARGE

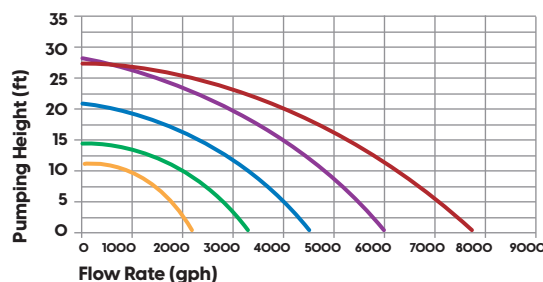


## Blue Thumb IllumiFlow® Pumps

Item	Max Flow	Max Height	Watts	Amps	Cord	Pump Dimensions	Outlet	Flow Rate @ 5'	Flow Rate @ 10'	Retail
PB1694	2,100 gph	12.5 ft.	86	0.75	25'	6"L x 6.5"W x 12"H	1" - 1.5"	1,780 gph	1,100 gph	\$242.99
PB1700	3,200 gph	14.5 ft.	168	1.44	25'	6"L x 6.5"W x 12"H	1" - 1.5"	2,860 gph	2,080 gph	\$269.99
PB1724	4,500 gph	21 ft.	270	2.28	25'	6"L x 7.5"W x 13.5"H	1" - 1.5"	4,100 gph	3,360 gph	\$359.99
PB1748	6,000 gph	28.5 ft.	521	4.55	25'	6"L x 7.5"W x 13.5"H	1" - 1.5"	5,250 gph	4,700 gph	\$427.99
PB1755	7,800 gph	27.5 ft.	607	5.28	25'	6"L x 7.75"W x 13.5"H	1" - 1.5"	6,480 gph	5,725 gph	\$539.99

You can install our  
IllumiFlow® Pumps  
horizontally or vertically.

Flow Rate



Scan to view Pumps!



Shop online 24/7 at  
shopbluethumb.com



## Blue Thumb External Pumps

The Blue Thumb External Pump advances the high efficiency and self-priming advantages of other external pump models.

- Efficient, high flow applications
- Self-priming
- Stainless Steel shafts
- Direct quick connection fittings to 2", 2.5" and 3" pipe.
- Large strainer basket
- Easy open Lexan lid
- 3-year Manufacturer Warranty

# Pond/Waterfall

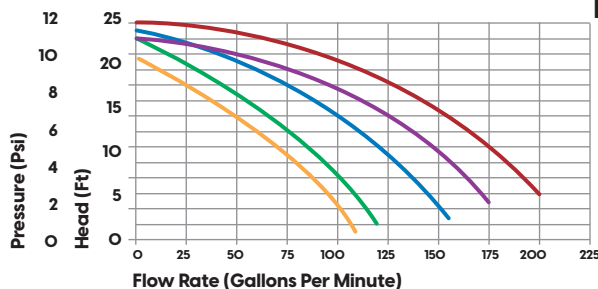
LARGE



## Replacement Items

Item	Description	Retail
BT111L0	O-Ring for External Pump LID	\$19.99
BTAT0330	O-Ring for Union Fitting	\$14.99
BT3300	3" Union Connect Fitting	\$59.99

### 115V Flow Rate

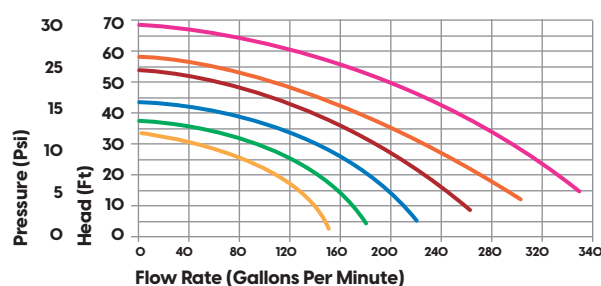


## Blue Thumb External Low RPM Pumps: 115V

Includes 6ft grounded cord

Item	Max Amps	Operating Amps	Volt	Max Rec. Suction Lift	Max Flow	Max Height	Outlet	Retail
BT1466C	3.2	2	115	4 ft.	6,600 gph	21 ft.	3"	\$1,311.00
BT1373C	4	2.1	115	4 ft.	7,320 gph	23 ft.	3"	\$1,401.00
BT1292C	5.4	2.9	115	7 ft.	9,240 gph	24 ft.	3"	\$1,478.00
BT34105C	6.4	3.9	115	9 ft.	10,500 gph	23 ft.	3"	\$1,616.00
BT1120C	8.4	4.2	115	9 ft.	12,000 gph	24 ft.	3"	\$1,531.80

### 230V Flow Rate



## Blue Thumb External High Flow Pumps: 230V

Direct wire

Item	Max Amps	Operating Amps	Volt	Max Rec. Suction Lift	Max Flow	Max Height	Outlet	Retail
BT12HF	4.3	2.6	230	5 ft.	8,880 gph	38 ft.	3"	\$1,262.00
BT34HF	5.5	3.4	230	8 ft.	10,680 gph	40 ft.	3"	\$1,323.00
BT11HF	7.9	4.1	230	9 ft.	13,500 gph	45 ft.	3"	\$1,487.00
BT2HF	10.2	5.5	230	9 ft.	15,540 gph	54 ft.	3"	\$1,656.00
BT3HF	13.4	6.7	230	9 ft.	17,820 gph	58 ft.	3"	\$1,785.00
BT5HF	17.6	9.5	230	9 ft.	19,740 gph	68 ft.	3"	\$2,107.00



NEW!

# Pond/Waterfall

MEDIUM-LARGE

## Blue Thumb Stainless Steel Pump

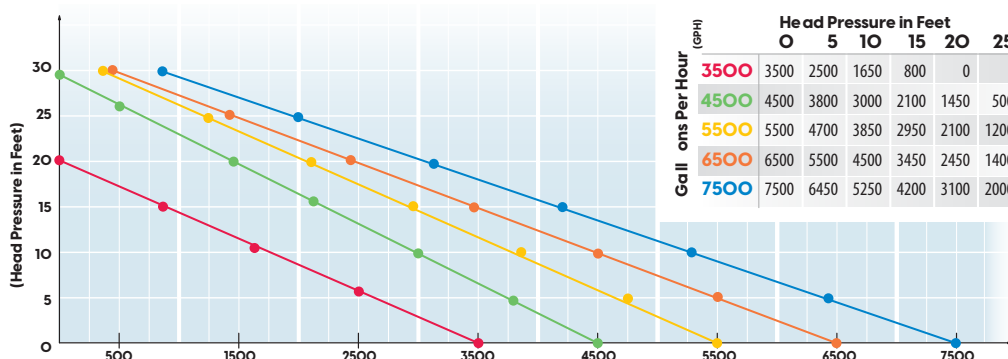
Discover the ultimate in reliability and performance with our professional-grade pond and waterfall pumps, designed with a durable stainless steel body for long-lasting resilience. Engineered to withstand the elements, these pumps are perfect for both residential and commercial installations. With a wide range of popular flow rates, they seamlessly fit into any setup, ensuring optimal water circulation and stunning water features.



- Perfect choice for garden ponds & waterfalls
- Energy efficient, continuous, asynchronous motor
- Submersible install in skimmer, Pump Canyon®, or directly in pond
- Screened intake reduces clogging
- Professional contractors preferred choice
- Thermal protection - shuts off if no water present
- Vortex impeller with wear-proof ceramic shaft
- Wet rotor technology - underwater use only
- Easy to clean; Oil-free pump is safe for fish
- Durable motor designed for long life
- 2 Year Warranty

## Blue Thumb Stainless Steel Pumps

Item	Max Flow	Max Height	Watts	Amps	Cord	Pump Dimensions	Outlet	Flow Rate @ 5'	Flow Rate @ 10'	Retail
PB0008	3,500 gph	20 ft.	306	2.55	33'	10"L x 7"W x 14"H	2"	2,500 gph	1,650 gph	\$399.99
PB0015	4,500 gph	28 ft.	456	3.8	33'	10"L x 7"W x 14"H	2"	3,800 gph	3,000 gph	\$479.99
PB0022	5,500 gph	32 ft.	540	4.5	33'	10"L x 7"W x 14"H	2"	4,700 gph	3,850 gph	\$559.99
PB0039	6,500 gph	32 ft.	624	5.2	33'	10"L x 7"W x 14"H	2"	5,500 gph	4,500 gph	\$639.99
PB0046	7,500 gph	34 ft.	780	6.5	33'	10"L x 7"W x 14"H	2"	6,450 gph	5,250 gph	\$699.99



Gallons Per Hour (GPH)	Head Pressure in Feet						
	0	5	10	15	20	25	30
3500	3500	2500	1650	800	0		
4500	4500	3800	3000	2100	1450	500	0
5500	5500	4700	3850	2950	2100	1200	350
6500	6500	5500	4500	3450	2450	1400	400
7500	7500	6450	5250	4200	3100	2000	800

Professionals  
#1 Pump Choice

Scan to view Pumps!



Shop online 24/7 at  
shopbluethumb.com



# Pond/Waterfall

## MEDIUM-LARGE



### Tsurumi Water Feature Pump Series

Constructed of the highest quality materials and components for years of continuous use in ponds, waterfalls, fountains, and more. The large-pass through impeller design is great for string algae and organic matter.

- 304 Stainless steel motor casing, fasteners and shaft
- High-flow design with an axial-flow impeller
- 2-year Warranty



Item	Max Flow	Max Height	Flow Rate (gph) at various heights:				Amps	Watts	Volt	HP	Outlet	Cord	Retail
			5'	10'	15'	20'							
TP20M	2,800 gph	28'	2,430	2,010	1,500	960	3.2	368	115	1/5	1.5"	20'	\$370.00
TP2PU	3,600 gph	20'	2,880	2,130	1,200	N/A	3.1	357	115	1/5	2"	20'	\$393.00
TP3PN	4,300 gph	30'	N/A	3,180	2,610	1,800	4.6	529	115	1/3	2"	32'	\$525.00
TP4PN	5,600 gph	43'	N/A	4,350	3,750	3,120	5.8	667	115	1/2	2"	32'	\$637.00
TP8PN	6,500 gph	56'	N/A	N/A	5,220	4,800	8.7	1000	115	1	2"	32'	\$771.00
TP12PN	11,800 gph	23'	10,050	7,650	4,650	N/A	8.7	1000	115	1	3"	20'	\$862.00



### TP4HF – High Flow Pump Water Feature Pump

For circulating water in a pond or waterscape application. Delivers greater water flow.

- 2-year Warranty

Item	Max Flow	Max Height	Flow Rate (gph) at various heights:				Amps	Watts	Volt	HP	Outlet	Cord	Retail
			4'	6'	8'	10'							
TP4HF	12,600 gph	12'	12,120	9,660	6,000	N/A	7.9	909	115	1/2	4"	32'	\$1,384.00



### Norus Series Pumps (Shin-May-Wa)

The ShinMaywa Norus Series submersible pumps are some of the most reliable and durable pumps sold today. On the outside it has a unique corrosion resistant hardware design made of stainless steel and polyamide fiber reinforced resin.

- 2" Discharge
- Single Phase Motor
- 1.25" Solids Handling
- Anti-Vibration Bearing Technology
- Continuous Duty
- 2-year Warranty



Item	Max Flow	Max Height	Flow Rate (gph) at various heights:				Amps	Watts	Volt	HP	Outlet	Cord	Retail
			5'	10'	15'	20'							
TSU3300	3,300 gph	19'	2,700	1,800	900	-	3.0	328	115	1/5	2"	20'	\$389.00
TSU4800	4,800 gph	27'	4,000	3,000	2,100	1,200	4.4	414	115	1/3	2"	33'	\$499.00
TSU5700	5,700 gph	37'	5,100	4,320	3,420	2,700	5.5	567	115	1/2	2"	33'	\$619.00
TSU7200	7,200 gph	48'	6,900	6,000	5,400	4,800	10.5	1144	115	1	2"	33'	\$759.00
TSU11000	11,000 gph	34'	10,500	9,000	7,200	5,400	11	1265	115	1	2"	33'	\$979.00

### CVC Series

Constructed of heavy-duty cast iron with an air filled motor, built in thermal overload protection and dual mechanical shaft seals. The vortex impeller design gives this pump excellent solids handling, yet still maintains high efficiencies for its class.

- Vortex impeller for superior solids handling capability, up to 2" diameter
- Air-filled Class E insulated heavy duty motor, operates cooler with higher efficiencies
- 2-year Warranty



Item	Max Flow	Max Height	Flow Rate (gph) at various heights:				Amps	Volts	HP	Outlet	Cord	Retail
			5'	10'	15'	20'						
TSUCVC	16,500 gph	38'	16,500	14,400	12,000	10,800	10	230	2	3"	32'	\$1,932.00

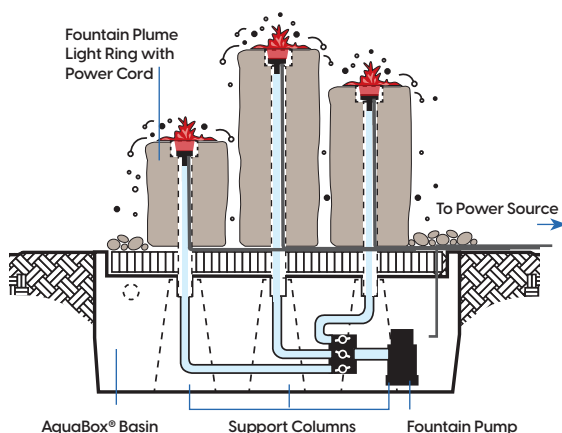


# Color LED Lighting

## IllumiGlow® Color Changing Fountain Plume Light Kit

You can easily change lighting inside and out of your Real Stone Fountains with our RGB Color Changing kits! This plume lighting kit allows water to spout through the ring lights inset inside your stone fountains.

- RGB Color Changing LED Lighting System
- 40' Remote Control Distance
- Auto Color Cycling Option
- Waterproof Construction
- Auto Dusk 'til Dawn Option
- 12V AC/DC



Note: Not all stone fountains are drilled for plume lighting, please consult with our Sales/Tech Team for set up information



Item	Retail
PB2903	\$219.99



### Included in this Lighting Kit:

- Three (3) RGB LED lights
- Transformer
- Controller and RF Remote
- Photocell Sensor
- 5-way, 4-pin Splitter
- Power Connection Cords
- 1-year Warranty

Drilled stone fountain plumes are illuminated as water is pumped up through the LED light rings.





## IllumiGlow® Color Changing Pond & Garden Light Kit

Blue Thumb's IllumiGlow® Color Changing LED Lighting System, has been manufactured with quality materials to ideally integrate into any pond and garden scene, thanks to their compact design.

- Glass lens suitable for use in or out of water.
- High power energy efficient LED emits a natural warm light providing years of maintenance free satisfaction.
- Easy to use RF Remote
- Control operates up to 30 ft. from the RF Control Module.
- The 110-120V AC transformer converts the power supply to a safe 12 volts for peace of mind in your pond or garden.



### IllumiGlow® Color Changing Pond & Garden Light

- One (1) 3-watt RGB Pond LED Light with 30' cord
- 1-year Warranty

Item	Retail
PB2910	\$134.99

### IllumiGlow® Starter Pack

- Transformer
- Controller and RF Remote
- Photocell Light Sensor
- 5-way, 4-pin Splitter
- Power Connection Cords
- Note: Lights are sold separately

Item	Retail
PB2927	\$179.99



This Lighting Kit is a two-part system allowing flexibility in the number of lights desired for your optimal viewing pleasure.

Buy 1 Starter Pack then add up to 5 Color Changing Lights to complete your system!



# White LED Lighting

## IllumiGlow® Fountain & Pond 3-Light Kit

LED lighting can enhance your water feature even after the sun sets. Light up the night with a warm white glow on your fountain or in your waterfall and/or pond.

- Submersible LED Lighting System
- 3000K Warm White Light
- Adjustable Directional Lighting
- Auto Dusk 'til Dawn Option
- Estimated Bulb Life: 20,000 Hours
- 12V AC/DC
- Minimal Maintenance Required




Item	Retail
PB2897	\$149.99

### Included in this Lighting Kit:

- Three (3) 1.8-watt LED Lights with 2-pin 16' Power Cords
- 3 Removable Tripod Bases & Exchangeable Garden Spikes
- 3-way, 2-pin Splitter
- 120V Transformer
- Photocell Light Sensor
- All Power Connection Cords
- 3-year Limited Warranty

Great for external fountain lighting. Can be used in or out of ponds.







## 60-watt Transformer

- Automatically turns on at dusk; turns off 2, 4, 6, or 8 hours later.
- Works with Halogen or LED lights.
- Input: 120 Volts AC, 60 Htz, 2 Amps
- Output: 12 Volts DC, 5.0 Amps


Item	Retail
PB1588	\$119.99



## 6-way Splitter

- Add up to 6 IllumiGlow® Pro LED lights to the transformer

Item	Retail
YLIGHT	\$23.99



## IllumiGlow® Color LED

- MR16 Color Changing LED Bulb
- Use in PB15O2 Light Fixture
- Remote control included

Item	Retail
PB2491	\$44.99



## 6-watt Low Voltage Transformer

- Use with Single Light Installation (PB15O2)
- 2-pin

Item	Retail
ZPOWER6	\$24.99



## Replacement IllumiGlow® Pro LED Bulb

- Warm White
- Use in PB15O2 Light Fixture

Item	Retail
MR16LEDW	\$19.99





# Natural Water Treatments

## Pond Cleaner™ - Dry

## WATER FEATURE TREATMENTS

Pond Cleaner Dry naturally results in a cleaner pond, healthier fish, improved dissolved oxygen levels, and reduced ammonia levels.

- Clears pond water with natural bacteria & enzymes
- Maintains biological filter
- Breaks down suspended dead debris
- Safe for all aquatic life



Item	Size	Gal. Treated	Retail
PB2132	8 oz	8,000	\$20.69
PB2149	2 lb	32,000	\$58.49
PB2156	6 lb	96,000	\$152.99
PB2163	25 lb	400,000	\$449.99



### Purify - Liquid

Purify Liquid will immediately remove chlorine, chloramines and heavy metals that are often present in city water supplies. Purify Liquid will also add a slime coat protectant to the water to help fish heal wounds and abrasions while protecting them in times of stress such as during water changes & clean-outs.

Item	Size	Gal. Treated	Retail
PB2088	32 oz	6,400	\$24.99

Immediately removes chlorine

### Purify - Dry

Purify Dry will immediately remove chlorine that is present in city water supplies. Chlorine is toxic to fish. Left untreated chlorine can cause gill damage and leave fish unable to breathe.

Item	Size	Gal. Treated	Retail
PB2095	16 oz	48,000	\$17.99



Seasonal cold water cleaner

## Spring & Fall Clean Water Soluble Packets



- Replenishes winter bacteria loss during spring start-up
- Accelerates decomposition of leaves, twigs & sediment all winter long
- Cold water formula - use when water temps are between 35° - 55°


Item	Size	Gal. Treated	Retail
PB2811	12 packets	12,000	\$26.99
PB2828	24 packets	24,000	\$44.99

## Blue Pond Dye

Blue Pond Dye is a non-toxic pond dye designed to help keep water sparkling clean and cool. If a pond does not have significant plant coverage, it is a good idea to use pond dye in the hot summer months to shade the pond.

- Tints water brilliant blue
- Safe for all aquatic life
- Shades & protects your pond

Item	Size	Gal. Treated	Retail
PB2736	16 oz	16,000	\$14.39



Fast-acting pond clarifier

## Pond Clear

Pond Clear is designed to clear cloudy, muddled pond water quickly, usually within 1-3 hours. Pond Clear has unique properties that allow suspended particles in water to attract together and fall to the bottom of the pond where they can be vacuumed out or removed by filtration.

- Clears pond water fast
- Makes pond water sparkle
- Safe for all aquatic life
- Dosage Rate: 1 oz treats 500 gallons



Item	Size	Gal. Treated	Retail
PB2194	16 oz	8,000	\$17.99
PB2200	32 oz	16,000	\$26.99
PB2880	Gallon	64,000	\$80.99

Safe, fast, and effective

## Pond Cleaner™ - Liquid

Pond Cleaner Liquid is specifically designed to start working the second it hits the water.

- Removes ammonia, nitrite & nitrate
- Clears water, removes debris & seeds filters
- Perfect for new pond start-up & heavy fish loads
- Safe for all aquatic life



Item	Size	Gal. Treated	Retail
PB2170	32 oz	12,000	\$22.49
PB2187	1 Gal.	48,000	\$53.99



## SAFE FOR PETS &amp; WILDLIFE

## Muck Buster®

Muck Buster's multi-purpose cleaning action cleans ponds with an unprecedented combination of activated barley, natural bacteria, enzymes and a powerful secret ingredient. These ingredients work in tandem to clean, polish and break down dead organic debris that settles to the pond's bottom.

- Removes muck & sludge from pond's bottom
- Contains activated barley
- Removes slimy debris from ponds, waterfalls & streams, and fountains
- Safe for all aquatic life



Item	Size	Gal. Treated	Retail
PB2101	1 lb	8,000	\$31.49
PB2118	2.5 lb	20,000	\$67.49
PB2125	6 lb	48,000	\$134.99
PB2675	25 lb	200,000	\$449.99
PB2682	24 tablet	4,000	\$29.69

Tablet form is super easy to use in our fountains

These water treatments are safe for fish, birds and pets!

## Barley Straw Pellets

Barley Straw Pellets utilize barley degradation technology to help manage ponds all year long. When placed in an area of steady water flow they will slowly degrade and emit a natural chemical that cleans and polishes pond water naturally.

- Cleans & polishes pond water naturally
- Fast-acting, easy to apply
- Steady release for long-term clarity
- Includes (1) Application Mesh Bag
- Safe for all aquatic life



Item	Size	Gal. Treated	Retail
PB2705	5 lb	5,000 3 mos.	\$31.49

## Barley Extract

Barley Extract is the natural solution to maintaining a clean and healthy pond all year long.

- Maintains clean & clear water
- Faster than pellets
- Cleaner than bales
- Easy application
- No mess formula
- Safe for all aquatic life



Item	Size	Gal. Treated	Retail
PB2767	16 oz	8,000	\$19.79
PB2774	32 oz	16,000	\$31.49
PB2798	Gallon	64,000	\$67.49

Great alternative for clearing water

## PondShock™ Balls



CrystalClear® PondShock™ is a great alternative to chemicals to clear your pond water fast. The organic ball contains billions of all natural, live bacteria and enzymes that are designed to rapidly break down ammonia, nitrites and organic waste. Can be used in the spring to jump-start biological filters, when water quality issues escalate or before new fish are introduced to the pond. Use once a month or as needed when water temperatures are above 50°F. Safe for all aquatic life.

Item	Size	Retail
CC023PS	Single Ball	\$21.99



## Foam Remover

Foam Remover will remove foam from water within seconds of application. Excessive proteins present in pond water usually cause foam. Protein foam can be harmful and should be removed quickly.

Item	Size	Gal. Treated	Retail
PB2729	8 oz	8,000	\$8.99





# Algae Treatment

## CrystalClear® Algae D-Solv™



SAFE FOR FISH AND PLANTS WHEN USED PROPERLY

CrystalClear Algae D-Solv is a 5.4% active EPA registered algaecide. CrystalClear Algae D-Solv targets string algae, blanketweed and green water caused by single-celled algae. Unlike some algaecides on the market, CrystalClear Algae D-Solv contains no copper and will not harm fish and live plants when used as directed. 1 ounce treats 360 gallons.

Item	Size	Gal. Treated	Retail
PB2002	16 oz	5,760	\$14.99
PB2019	32 oz	11,520	\$24.99
PB2033	1 gal	46,080	\$54.99
PB2668	2.5 gal	115,200	\$109.99

Algae D-Solv and AlgaeOff cannot be shipped to Alaska, Connecticut, Hawaii, Puerto Rico or Canada.

Barley is an inexpensive, non-toxic, long lasting, low maintenance, algae preventative!

## Barley Bales

Barley Bales are easy to use. Place the bale on the pond's edge preferably near moving water in the spring before algae growth appears.

- 100% natural barley straw
- Single bale package in mesh netting
- Actively clears organic debris for 6 months
- Safe for fish, plants, pets, and pond wildlife
- A 1 pound bale treats up to 5,000 gallons



Item	Retail
PB3524	\$11.49

## Pond Fix™



Keep ponds and water gardens with live plants and fish clean and clear.

- Quickly lifts debris from rocks, waterfalls & gravel
- Great for ponds with fish & plants
- Works on contact
- Adds oxygen to the pond

Item	Size	Surface Area Treated	Retail
PB2057	2 lb	Up to 800 sq. ft.	\$27.99
PB2064	10 lb	Up to 4,000 sq. ft.	\$64.99
PB2071	25 lb	Up to 10,000 sq. ft.	\$129.99

## The Best Treatment for Algae is Prevention



Scan QR code to learn how to  
prevent Algae in your Pond



# Pond Plant Care



## Pond Plant Potting Media

- All-natural, non-toxic aquatic planting media
- Helps aquatic plants to thrive
- Fine-grained
- Peat moss and compost free
- Safe for pond fish
- Covers 215 cubic inches
- Approx 10lbs per bag

Item	Retail
AI89002	\$10.39

## Lily Tubs

- Deep tub provides room for plants to expand
- No holes, prevents earth from escaping
- Ideal for planting lilies, lotus and grouping of bog plants
- Makes planting and maintenance easy



## Once-A-Year Fertilizer Spikes

- 3-pack - For all aquatic plants
- Well-balanced feeding formula
- Temperature activated
- Non-toxic to fish and other aquatic life
- Low phosphorus, no impact on water quality
- Lasts one full year

Item	Retail
PT910	\$16.99

Item	Size	Retail
PT976	5 gal - 15" Dia. x 8.5"H	\$17.99
PT977	9 gal - 19.5" Dia. x 9.5"H	\$25.99

## Planting Baskets

- Lattice design allows the free flow of water to roots
- All baskets come with handles for easy placement
- Available in a variety of shapes and sizes



Item	Size	Retail
PT960	8" Dia. Round	\$3.99
PT961	10" Dia. Round	\$4.99
PT965	9" Square	\$4.99
PT966	12" Square	\$7.99
PT968	18" x 8" Contour	\$8.49

## Pondtabbs Aquatic Plant Food

These plant food tablets were formulated to feed all pond plants while minimizing the releasing of chemicals into the water that would encourage algae growth. Safe for use with fish.



Item	Size	Retail
PB175	20 ct	\$6.49
PB176	60 ct	\$16.49
PB178	300 ct	\$64.99
PB177	1,000 ct	\$134.99
PB179	4,000 ct	\$529.99



# Water Garden/Fish Pond Maintenance

The right tools make pond maintenance easier



## Blue Thumb Fish Net

8" x 6" Net w/18" Handle

Item	Retail
PB1472	\$12.59



## Blue Thumb Debris Net

8" x 6" Net w/18" Handle

Item	Retail
PB1465	\$12.59

## Pond Shark

Item	Description	Retail
AI74004	Pond Shark extends to 60"	\$39.99
AI74011	2/pk Pond Shark Replacement Nets	\$18.39

The Pond Shark includes a sturdy net to handle fish and collect pond debris and innovative raking and scraping blades to tear through and collect unwanted pond debris or string algae. The integrated telescoping steel handle is extremely durable.



## Pond Fish Nets


Item	Name	Size	Description	Retail
PT815	Pond Fish Net	14" x 13"	33"-60" Telescopic Handle	\$43.99
PT818	Collapsible Pond Net	18" x 17"	Coarse, 18"-30" Telescopic Handle	\$42.99
PT811	Pond Fish Net	12" x 11.5"	13" Metal Handle	\$19.99



## Feeding Ring

Prevents food from being sucked into skimmer or filters before the fish can eat it. Great add-on sale with fish food.

Item	Retail
PT140	\$10.49



## Floating Thermometer

Monitor pond temperature throughout the year to help adjust fish feeding and water treatment applications during seasonal changes.

Item	Retail
AI74000	\$10.39

# AquaGarden Mini Pond

The AquaGarden Mini Pond Kit makes it simple and easy to add the sights and sounds of a water garden to any location. Setup is quick and easy. If desired, a few small fish and a wide variety of plants can be added to create your very own one-of-a-kind aquatic paradise.



## AquaGarden Mini Pond Kit

Item	Dimensions	Description	Retail
AI78325	23.5"D x 10"H	Mocha Basin Kit	\$135.99
AI78333	23.5"D x 10"H	Steel Gray Basin Kit	\$135.99
AI78331	13.25" x 16"H	Stand	\$71.99

## Mini Pond Kit includes:

- 5-7 gallon fountain
- Plant & waterfall filter
- Light
- Pump
- Clay grow media
- Decorative gravel

\* STAND SOLD SEPARATELY





# Seasonal Items

## Spring & Fall Clean Water Soluble Packets

- Replenishes winter bacteria loss during spring start-up
- Accelerates decomposition of leaves, twigs & sediment all winter long
- Cold water formula - use when water temps are between 35° - 55°

Item	Size	Gal. Treated	Retail
PB2811	12 packets	12,000	\$26.99
PB2828	24 packets	24,000	\$44.99



## Thermo-Pond De-Icer 3.0


The Thermo-Pond De-Icer is a unique floating pond heater that keeps a hole free of ice allowing toxic gases to escape all winter long. Thermo-Pond De-Icer is thermostatically controlled and operates on only 100 watts - that's 12 to 15 times less power than other leading brands.

- Will not harm pond liners or plastic ponds
- Tested to temperatures -30 degrees Fahrenheit
- Save up to \$60 per month in electricity costs!
- 100 Watts
- 1-year Warranty

Item	Retail
KH8001	\$76.69

## Deluxe Perfect Climate Pond De-Icers

- Floating or submersible in one convenient De-Icer
- Available in 3 wattages
- Safe in all ponds and will not harm pond liners
- Easy to maintain and clean
- 12' cord
- 2 Year Warranty



### 250 Watts

Item	Retail
KH8125	\$66.99

### 750 Watts

Item	Retail
KH8175	\$73.99

### 1500 Watts

Item	Retail
KH8115	\$79.99

Scan to learn about  
Fall/Winter Pond Prep

Shop online 24/7 at  
[shopbluethumb.com](http://shopbluethumb.com)



## Deluxe Pond Netting

Protect your pond from debris. The sturdy polypropylene strands are covered in a UV protectant and then bonded together.

- The lightweight netting may be used for several seasons.
- Mesh opening 0.5" by 0.25"

Item	Size	Sq. Ft.	Retail
PN1012	10' x 12'	120	\$41.99
PN1220	12' x 20'	240	\$65.99
PN1230	12' x 30'	360	\$89.99
PN2020	20' x 20'	400	\$132.99
PN2030	20' x 30'	600	\$189.99
PN3232	32' x 32'	1,024	\$239.99



# Fish Care

Having fish is one of the biggest draws of having a pond. Blue Thumb Retail can guide you on any koi and goldfish questions you may have. If you are in the area, stop in and see our fish!



## Warm water fish food formula

### Sakana® Koi - Growth & Color Pellet

Growth & Color floating pellets are a nutritionally complete and balanced fish food formulated to meet the requirements of Koi. The unique formula is a scientific blend of quality protein sources and vitamins such as Vitamin E, and ascorbic acid (stabilized Vitamin C). Amino acids are also added to help assist in nutrient absorption. Daily feeding of Growth & Color food helps to support growth and maintain bright colors in fish while at the same time helping to reduce waste in your pond.

- Pellets soften quickly so even the smallest fish can eat them
- Feed 1-2 times per day



Item	Size	Retail
PB2286	20 oz	\$18.99
PB2293	2.5 lb	\$33.99
PB2309	15 lb	\$119.99
PB1991	40 lb	\$219.99

#### GUARANTEED ANALYSIS

Crude Protein, min .....	40%	Ash, max .....	9%
Crude Fat, min .....	7%	Spirulina .....	1%
Crude Fiber, max.....	5%	Phosphorus, min .....	0.9%
Moisture, max .....	12%	Vitamin C .....	200 mg/kg

#### INGREDIENTS

Wheat, Fish Meal, Soy Protein Concentrate, Dehulled Soybean Meal, Hydrolyzed Feather Meal, Wheat Middlings, Limestone, Fish Oil, Wheat Germ Meal, Spirulina, Soy Lecithin, dl-Methionine, Vitamin A Acetate, Vitamin D3 Supplement, dl-Alpha Tocopheryl Acetate (Vitamin E Supplement), Vitamin B12 Supplement, Riboflavin, Niacin, Calcium Pantothenate, Menadione Sodium Bisulfite Complex (source of Vitamin K Activity), Folic Acid, Thiamine Mononitrate, Pyridoxine Hydrochloride, Biotin, Manganese Sulfate, Zinc Sulfate, Copper Sulfate, Ethylene-diamine Dihydroiodide, L-Ascorbyl-2-Polyphosphate (source of Vitamin C).

## Cool water fish food formula

### Sakana® Koi - Spring & Autumn Pellet

Spring & Autumn floating fish food pellets are designed for easy digestion and to help your fish to maintain optimum health at the beginning and end of the season when water temperatures are coolest. It is scientifically formulated with natural vegetable and plant based proteins, amino acids and digestive enzymes that help to reduce waste in your pond at low temperatures. Feeding Spring & Autumn helps to support good water quality and healthy fish.

- Pellets soften quickly so even the smallest fish can eat them
- Feed 1-2 times per day



Item	Size	Retail
PB2255	20 oz	\$18.99
PB2262	2.5 lb	\$33.99
PB2279	15 lb	\$119.99
PB1984	40 lb	\$219.99

#### GUARANTEED ANALYSIS

Crude Protein, min .....	28%	Moisture, max .....	11%
Crude Fat, min .....	4%	Ash, max .....	7%
Crude Fiber, max .....	5%	Phosphorus, min.....	1%

#### INGREDIENTS

Wheat Middlings, Wheat, Dehulled Soybean Meal, Fish Meal, Hydrolyzed Feather Meal, Dicalcium Phosphate, Ground-Extruded Whole Soybeans, Salt, Wheat Meal Germ, Yeast Extract, Manganese Proteinate, Zinc Proteinate, Copper Proteinate, Calcium Iodate, Iron Proteinate, Cobalt Proteinate, Calcium Carbonate, Sodium Selenite, Vitamin A Acetate, Vitamin D3 Supplement, dl-Alpha Tocopheryl Acetate (Vitamin E Supplement), Vitamin B12 Supplement, Riboflavin, Niacin, Calcium Pantothenate, Menadione Sodium Bisulfite Complex (source of Vitamin K Activity), Folic Acid, Thiamine Mononitrate, Pyridoxine Hydrochloride, Biotin, Choline Chloride, L-Ascorbyl-2-Polyphosphate (source of Vitamin C), Canthaxanthin.





Made in the USA

# Fish Health

## Pond Salt



Pond Salt is formulated to increase koi and goldfish electrolytic intake. Electrolytes are critical in building and maintaining a healthy slime coat. Electrolytes such as potassium are essential in wound repair and in times of heavy stress (i.e. – during water changes or clean-outs). Salt is excellent for mucus production when healing from a wound. Pond Salt will also help ward off and remove most common protozoan parasites found in koi and goldfish such as: Dactylogyrus, Byrodactylus, Epistylis, Trichodina and Chilodonella. Pond Salt can be used in a salt bath for heavy infestations or as a routine treatment to keep parasites from entering the pond environment.

- Controls 80% of all common pond parasites
- Helps restore natural electrolytes
- Maintains healthy slime coat
- Safe for all aquatic life

Item	Size	Gal. Treated	Retail
PB2743	10 lb	2,000	\$26.99
PB2873	20 lb	4,000	\$49.49

## Carbon Clear



Carbon Clear is bituminous coal that has been exposed to extreme heat which activates the carbon giving it powerful absorbing powers. The billions of pores within the carbon act as hundreds of sponges soaking in many pond pollutants such as tannins, ammonia, nitrite and nitrate. The result is a polished, healthy pond environment.

- Removes tannins, chlorine & odor
- Polishes water & removes microscopic debris
- Removes ammonia, nitrite & nitrate
- Safe for all aquatic life
- Includes (1) Mesh Application Bag

Item	Size	Gal. Treated	Retail
PB2712	5 lb	2,000	\$58.49

## KnockOut - Ick Control

KnockOut is formulated for helping control ick on pond fish. Treated correctly KnockOut will remove ick parasites, protozoa, bacteria and fungi from most fish species. KnockOut is a broad spectrum treatment for fungus, ick and flukes.

- Eliminates ick infestation
- Eliminates fungi & protozoa
- Safe for fish & plants

Item	Size	Retail
CCK01G	Gallon	\$71.99



## WipeOut - Bacterial Control

- Controls & prevents bacterial infections
- Controls finrot & ulcers
- Safe for fish & plants

Item	Size	Gal. Treated	Retail
CCW08	8 oz	4,800	\$19.99

## Protect Your Fish with a Stylish Decoy

### Blue Heron Decoy

- Deters herons from coming to your pond
- Life-like appearance and full color design
- Hand painted with non-fading, no-glare, all-weather paint
- Durable and lightweight
- Included mounting stake makes installation quick and easy
- Bird and stake measures 29" L x 7.5" W x 43" H

Item	Retail
AI81030	\$47.99



### White Swan Decoy

- Life-like appearance
- Can be used floating or on dry land
- Easy to secure in place with anchor tab
- Measures: 31" L x 15" W x 18" H

Item	Retail
AI74014	\$47.99



### Floating Alligator Decoy

- Deters birds from coming to your pond 34" floating alligator
- Natural body movement prevents predators from visiting
- Three hinged body parts allow it to float freely in the pond

Item	Retail
AI93000	\$47.99





# Pond Aeration

## Aeration Kits

### 2-Outlet & 4-Outlet Aeration Kits

- Oxygenates ponds, keeping water healthy, clean, and clear
- Quiet and energy efficient design
- Simple to use and maintain
- Provides years of trouble-free operation
- 3-Year Limited Warranty

Item	Description	Retail
AI75000	2-Outlet Aeration Kit	\$63.99
AI75001	4-Outlet Aeration Kit	\$107.99
AI75005	Replacement Aeration Disc	\$10.39



## KoiAir™ Pond Aeration Kits

### KoiAir Mini



- Infuse Oxygen Into Your Pond
- Aerate Ponds up to 4,000 Gallons
- Energy Efficient Design for 24-7 Use
- 9"L x 6"W x 6.5"H
- Mini Diffuser Plate - 1
- Max Diffuser Depth - 4'
- Easyset Weighted 3/8" Airline Included - 15'
- Compressor Power Cord Length - 6'

Item	Retail
A160193	\$199.99

### KoiAir 1



- Infuse Oxygen Into Your Pond
- Aerate Ponds up to 8,000 Gallons
- Energy Efficient Design for 24-7 Use
- 9"L x 6"W x 6.5"H
- Diffuser Plate - 1
- Max Diffuser Depth - 4'
- Easyset Weighted 3/8" Airline Included - 25'
- Compressor Power Cord Length - 6'

Item	Retail
A160194	\$289.99

### KoiAir 2



- Infuse Oxygen Into Your Pond
- Aerate Ponds up to 16,000 Gallons
- Energy Efficient Design for 24-7 Use
- 10"L x 7"W x 7.5"H
- Diffuser Plates - 2
- Max Diffuser Depth - 4'
- Easyset Weighted 3/8" Airline Included - 50'
- Compressor Power Cord Length - 6'

Item	Retail
A160195	\$499.99



# Aeration Custom Kit

Create Your Own Aeration Kit in Four Easy Steps:

## 1 CHOOSE PUMP

### HAKKO Air Pump

- Long life expectancy
- Low power consumption with overload protection
- Guarantees a dry and pure air flow
- Silent operation
- Highly efficient
- Simple maintenance
- Completely oil-free



Item	Hakko Linear Air Pumps	Retail
HK40L	Hakko Linear Air Pump 40 Lpm	\$259.99
HK60L	Hakko Linear Air Pump 60 Lpm	\$329.99

## 2 CHOOSE AIR SKID(S)

### Single Air Skid

Single diffuser plate designed to sink to the pond's bottom.

- Accommodates 3/8" self-weighted tubing.



Item	Retail
A520401	\$41.99



### Double Air Skid

Replacement KoiAir Skid: Double diffuser plate designed to sink to the pond's bottom.

- Accommodates 3/8" self-weighted tubing.

Item	Retail
A160184	\$109.99

## 3 SELECT CORRECT MANIFOLD

### Manifold 3/8"



Item	Description	Retail
MTSC238	Air Manifold - Double	\$39.99
MTSC438	Air Manifold - Quad	\$69.99

## 4 CHOOSE HOSE LENGTH

### Self-Weighted Tubing

- 3/8" 100' Roll

Item	Retail
PB1670	\$164.99

- 3/8" Custom Cut to Length

Item	Retail
AIR38CC	\$2.95/ft.



## Aeration Parts & Accessories



### Replacement Blue Airstones

- 2" Round Blue • 2 Pack

Item	Retail
A160261	\$5.99



### Check Valve 2 pack

Item	Retail
A490316	\$3.19

### KoiAir™ Replacement Items

Item	Description	Retail
A120910	Replacement Compressor (KA20)	\$151.99
A120911	Replacement Compressor (KA40)	\$223.99
A510145	Diaphragm Kit for KoiAir 1 & Small Sakana	\$19.99
A510146	Diaphragm Kit for KoiAir 2 & Medium Sakana	\$21.99
A120920	Diaphragm Kit for PondAir 2	\$9.99
A120921	Diaphragm Kit for PondAir 4	\$14.99

### Hakko Diaphragm Replacement Kits

Item	Description	Retail
HK25D	Diaphragm Kit for HK25L	\$59.99
HK40D	Diaphragm Kit for HK40L	\$59.99
HK60D	Diaphragm Kit for HK60L & HK80L	\$64.99
HK100D	Diaphragm Kit for HK100L & HK120L	\$74.99





## PLUMBING

# Flex Hose & Tubing




Made in the USA

### Black Kink-Free Tubing

Item	Description	Retail
12KFT100	1/2" x 100'	\$149.99
34KFT100	3/4" x 100'	\$174.99
1KFT100	1" x 100'	\$194.99
125KFT100	1-1/4" x 100'	\$254.99
15KFT50	1-1/2" x 50'	\$139.99
2KFT50	2" x 50'	\$219.99

- Excellent for DIY projects
- Extremely flexible around tight corners
- Typically used with barbed fittings.



### Clear Vinyl Tubing

Item	Description	Retail
18CVT100	1/8" x 100'	\$29.99
316CVT100	3/16" x 100'	\$31.99
14CVT100	1/4" x 100'	\$54.99
38CVT100	3/8" x 100'	\$66.99
12CVT100	1/2" x 100'	\$89.99
58CVT100	5/8" x 100'	\$204.99
34CVT100	3/4" x 100'	\$241.99
1CVT100	1" x 100'	\$304.99

- Use for short runs
- Not intended to form sharp bends



### Self-Weighted Tubing

Item	Description	Retail
PB1670	3/8" x 100' Roll	\$164.99
AIR38CC	3/8" Custom Cut to Length	\$2.95/ft.
PB1675	5/8" x 100' Roll	\$219.99
A510120	Direct Burial Tubing 5/8" x 100' Roll	\$54.99



### Kink-Free Fountain Hose

3/4" kink-free tubing 4 feet long is perfect for connecting pumps to the bottom of any vase fountain. Comes complete with 2 quick disconnects.

Item	Retail
34ABDH0SE	\$94.99



### PVC Flex Hose

Our industrial strength flexible PVC hose is made in the USA and is ideal for waterlines in water gardens and cascading (Pond-Less) waterfalls. This pipe is heavy-walled, extremely flexible and incredibly durable. Decrease labor, maximize pump flow and eliminate call backs with our quality PVC hose.

Item	Description	Retail
1FLEX100	1" x 100'	\$199.99
15FLEX25	1.5" x 25'	\$72.99
15FLEX50	1.5" x 50'	\$145.99
15FLEX100	1.5" x 100'	\$291.99
2FLEX25	2" x 25'	\$105.99
2FLEX50	2" x 50'	\$211.99
2FLEX100	2" x 100'	\$423.99
3FLEX25	3" x 25'	\$237.99
3FLEX50	3" x 50'	\$475.99
3FLEX100	3" x 100'	\$951.99
4FLEX50	4" x 50'	\$669.99

#### Maximum recommended flow rates for flex hose

1.5"	= 3,000 gph
2"	= 5,400 gph
3"	= 13,000 gph
4"	= 21,000 gph

- All sizes glue into standard schedule 40 PVC fittings
- Very flexible- temperature range is -10°F to 130°F
- Eliminates back pressure caused by sharp turns in elbow fittings thereby increasing flow
- Increases efficiency of system while reducing fittings & installation time
- Black color makes it easy to hide!



**Blue Thumb**  
Ponds / Waterfalls / Fountains



## Matala Filter Materials



- Advanced filter technology for increasing the efficiency of skimmers and other mechanical filters.
- Maximizes the efficiency of biological filters by creating more surface area for beneficial bacteria.
- Use multiple mats in your skimmer for more thorough filtration and less frequent filter maintenance.

# Filtration Media

### Available in two densities:

**Black** – Very coarse: Good for high flow applications

**Green** – Coarse: Allows good flow yet filters well

### When using Matala:

For best results in biological filtration stand the Matala so water is forced through the ends of the media, not through the face of it. For mechanical filtration such as in a skimmer box we recommend using the green density.

### Matala 1/2 Sheets (24" x 39")

Item	Color	Retail
MTHSBK	Black	\$59.99
MTHSGR	Green	\$59.99

## Mechanical Filter Media



### Pre-Cut 10' Boxed Mini Rolls

Item	Description	Retail
AM970164	Medium Mechanical 1" thick; 28" wide x 10'	\$94.99
AM970167	Coarse Density 2" thick; 28" wide x 10'	\$144.99

### 28" Wide Rolls

Item	Description	Retail
AM970013	Coarse Density 2" thick; 28" wide x 90'	\$939.99



**Bacti-Twist**

**Usage:** 1 cubic foot of Bacti-Twist media per 1000 gallons of pond water, however, we recommend filling your filter with as much as possible to maximize the biological process which will yield cleaner & clearer water.

## Bacti-Twist Biological Filter Media

Bacti-Twist's innovative design is manufactured from HPDE. The free-moving layers of poly-ribbon construction prevent solids from clogging up water flow. Bacti-Twist is lightweight, lasts for years, and provides the surface area necessary to grow beneficial bacteria which processes fish waste as well as remove excess nutrients from pond water.

- Large surface area for bacteria
- Easy to fit in any shape container
- Keep water healthy & clear
- Use with Blue Thumb biological waterfall filters in ponds and water gardens

Item	Description	Retail
PBBT12	1/2 cu. ft.	\$18.99
PBBT1	1 cu. ft.	\$32.99
PBBT2	2 cu. ft.	\$54.99
PBBT5	5 cu. ft.	\$119.99

For more info visit [www.bactitwist.com](http://www.bactitwist.com)



Made in the USA

Makes a great home for  
beneficial bacteria to grow



[shopbluethumb.com](http://shopbluethumb.com)



# UV Clarifiers



## Evolution Aqua

### evoUV Clarifier/Sterilizer

Evolution Aqua's line of evoUV pond clarifiers have been manufactured to deliver optimum performance at all times. evoUVs have been designed to clear green water which is caused by single-celled green algae and prevent it from returning. evoUVs will work alongside many different filtration systems but when used alongside Evolution Aqua's pond filtration systems, the evoUV will deliver crystal clear and healthy pond water.



Item	Model	Max Pond Size	Inlet/Outlet	Length	Max Flow	Retail
EV015	15 Watt	4,000 gal	1.5"	20.9"	2,000 gph	\$271.99
EV025	25 Watt	5,300 gal	1.5"	22.8"	2,600 gph	\$322.99
EV030	30 Watt	7,900 gal	1.5"	38.6"	4,000 gph	\$422.99
EV055	55 Watt	14,000 gal	1.5"	38.6"	5,000 gph	\$458.99
EV0110	110 Watt	19,500 gal	2"	41.5"	6,000 gph	\$899.99

### evoUV Replacements Bulbs

Item	Watts	Retail
EVORB15	15 Watt	\$33.99
EVORB25	25 Watt	\$42.49
EVORB30	30 Watt	\$55.24
EVORB55	55 Watt	\$67.99

### Quartz Sleeves

Item	Watts	Retail
EVQ0S15	Fits 15 & 25	\$42.49
EVQ0S30	Fits 30, 55 & 110	\$50.99

## UltraKlean®

### UltraKlean® Pressurized Biological Pond Filtration

The patented Ultima filter does the work of two, combining The UltraKlean Pond Filter with high-output ultraviolet clarifier and integrated electronic bulb-saver filters ponds providing crystal-clear water. The included biological media packs tightly together, effectively trapping debris. The high-output UV bulb eliminates single-celled algae

which causes single-celled algae (suspended algae) blooms. The Simple to use self-cleaning feature allows for the unit to be back washed in less than five minutes without opening the canister or getting your hands dirty. A cleaning indicator light will automatically remind you when the filter requires back washing.

### UltraKlean® 2000 Pond Filter Features:

- Provides optimal filtration for ponds up to 2,000 gallons
- High-output 14-Watt ultraviolet clarifier eliminates green water
- Integrated electronic bulb-saver extends bulb life
- Self-cleaning backwash simplifies maintenance
- 3-year Limited Warranty



Item	Description	Retail
AI95053	UltraKlean 2000 Pond Filter	\$319.99

### UltraKlean® 1500 Pond Filtration Kit Features:

- UltraKlean® 2000 Pond Filter plus 14-Watt UV clarifier
- AquaForce® 1000 Solids-Handling Pond Pump
- 1.5" x 25" Kink-Free pipe, fittings and hose clamps
- Complete filtration for ponds up to 1,500 gallons
- 3-year Limited Warranty



Item	Description	Retail
AI95058	UltraKlean 1500 Pond Filtration Kit with pump	\$639.99

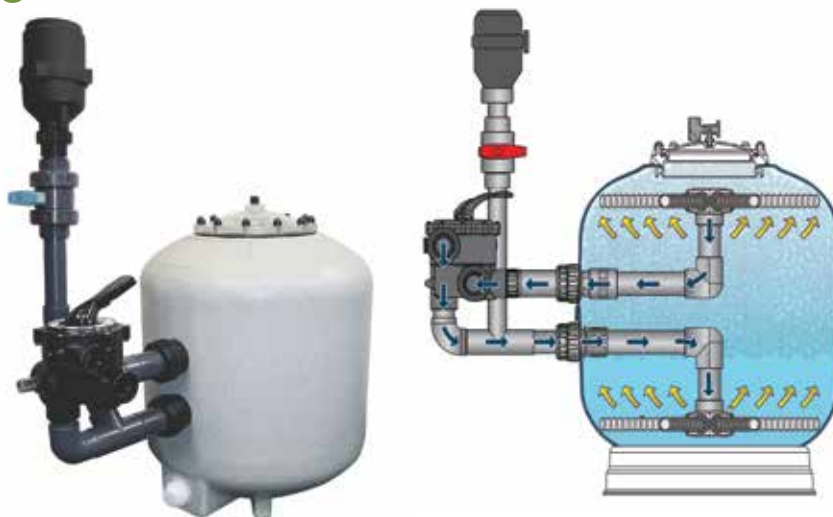


# Filtration Systems

## Evolution Aqua

### Evolution Aqua's K1 Micro Bead Filtration System

Evolution Aqua's K1 Micro Bead filtration systems are pressurized filter systems that deliver incredible levels of filtration for ponds. By using the new K1 Micro filter media instead of conventional beads, these filters offer better biological and mechanical filtration. This is due to the vast protected surface area of the K1 Micro media. The media also improves flow through the filter meaning you can use lower energy pumps.



Item	Model	Max Pond Size	Inlet/Outlet	Diameter	Height	Min Flow	Max Flow	Media Volume	Retail
EA3000	3000	Up to 3,000 gal	1.5"	16"	22"	1,200 gph	1,500 gph	1.06 cu ft	\$1,889.99
EA4800	4800	Up to 4,800 gal	1.5"	20"	30"	3,600 gph	4,800 gph	1.77 cu ft	\$2,249.99
EA9600	9600	Up to 9,600 gal	2"	24"	33"	4,800 gph	6,000 gph	3.53 cu ft	\$2,519.99
EA14000	14000	Up to 14,000 gal	2"	30"	37"	5,000 gph	6,500 gph	5.28 cu ft	\$3,239.99
EA24000	24000	Up to 24,000 gal	2"	36"	42"	5,500 gph	7,000 gph	8.83 cu ft	\$3,959.99

Pre-installed media is a great time saver for ease of installation

## Lifegard® All In One

### Lifegard All In One Single-Pond Filtration System

Completely submersible unit beautifies, cleans and maintains a healthy Pond, Fountain or Water garden.

- Cleans and maintains a healthy pond, fountain, or water garden
- 2-Stage high capacity mechanical filtration
- Biological filter for bacteria growth
- UV light indicator
- Quiet, efficient
- Water feature spray attachment



Item	Model	Description	Size	Pump	Watt	Cord	Retail
R442001	Quiet One 2200	All In One Single	up to 1,000 gal	594 gph	13	20'	\$319.99
R442002	Quiet One 3000	All In One Double	up to 1,500 gal	758 gph	13	20'	\$389.99
R442003	Quiet One 4000	All In One Triple	up to 2,000 gal	1,022 gph	13	20'	\$417.99

## IONGEN™

### IONGEN™ System G2

The system helps to control algae growth throughout the entire system (up to 25,000 gallons) by using a microprocessor that sends a signal to its ion-producing probe.

Item	Description	Retail
AI95027	Iongen System	\$319.99
AI95028	Replacement Probe	\$159.99

- Controls unsightly algae without chemicals
- Simple, tool-free installation
- Energy efficient (less than \$1 a month in electricity cost)
- Includes electronic control panel, transformer, flow chamber, probe, and multiple fittings
- 3-year Limited Warranty





# Installation

## Materials



Made in the USA

### Custom Built Check Valve Discharge Assemblies

Custom cut and pre-glued to fit your custom water feature application.



Item	Description	Retail
15CVA	1.5" Check Valve Assembly	\$91.99
2CVA	2" Check Valve Assembly	\$105.33
3CVA	3" Check Valve Assembly	\$171.99

\*Please specify which pump and skimmer or pump canyon you will be using when placing your order.

### Check Valves: Valve Only

Item	Description	Retail
KSL15003	1.5" Swing Check Valve; slip x slip (no unions)	\$35.59
CV82515	1.5" Swing Check Valve; slip x slip (top union)	\$38.83
KSL20003	2" Swing Check Valve; slip x slip (no unions)	\$54.44
CV82520	2" Swing Check Valve; slip x slip (top union)	\$46.31
CV82130	3" Swing Check Valve; slip x slip (no unions)	\$79.67
KSC40005	4" Swing Check Valve; slip x slip (no unions)	\$139.37



### Check Valve Kits

Use this kit to add a Check Valve Discharge Assembly to nearly any submersible pump on the market. Works with our Skimmers or Pump Canyons.

Item	Fits Flex Hose	Retail
PB2408	1.5"	\$107.99
PB2415	2"	\$134.99



### Black Waterfall Foam

- Covers roughly 8 square feet of rockwork
- Expands & seals gaps between rocks and liner
- Simplifies waterfall construction




Item	Description	Retail
PB1380	12 oz Can	\$16.99
PB1434	24 oz Can for Guns	\$29.99

Black Foam diverts water over rocks, enhancing the look of your waterfalls

### Steel Foam Gun


For use with 24oz Can  
Item# PB1434



Item	Retail
PB2385	\$80.99

### Gold Steel Foam Gun

For use with 24oz Can  
Item# PB1434



Item	Retail
PB1663	\$89.99

### Foam Gun Cleaner

Item	Retail
PB1533	\$19.99





# Auto Fill Components

## Hudson Auto Fill Automatic Water Fill Kit

- Made specially for Elite Skimmers and Pump Canyons
- Automatically fills evaporated water
- Hooks up to any 1/2" line or garden hose
- Max 30 PSI - Recommend use with 30 psi Regulator (Item# 30PSI)

Item	Description	Retail
PB1342	Water Fill Kit	\$116.99
HAFV5	Hudson Valve Only (1/2")	\$71.99
HAFRK	Hudson Rebuild Kit	\$9.99



## Blue Thumb Auto Fill Box

- For use when there is no skimmer and/or pump canyon present
- Use with the Automatic Water Fill Kit (Item# PB1342)
- Dimensions: 7.75" x 9.5" x 10.25"

Item	Retail
PB1847	\$79.99



## 30 psi Regulator Kit

- Highly recommended to regulate water pressure on any of our water fill kits.

Item	Retail
30PSI	\$44.25



## Fountain Basin Auto Fill Kit

- For use with Fountain and Formal Falls® basins

Item	Description	Retail
ABDAUTO	1/2" Auto Fill Kit	\$53.99



# Installation Materials

## Media Bags

Item	Description	For Use With:	Retail
PB1397	12" x 18" Black	All Crystal Falls	\$7.99
PB1403	20" x 30" Black	All Elite Waterfalls	\$11.99



## Black Silicone

Item	Description	Retail
PB1427	3 oz Black Silicone	\$8.99



## PondBuild 'N Kit

- 12 oz. Black Foam • PVC Cement & Primer
- 3 oz. Silicone • Teflon Tape & Liner Patch

Item	Retail
PB1458	\$58.99



## Pump "BodyGuard" Prefilter Sock

- Fits "sump pump" style
- Protects from large debris
- Horizontal or vertical discharges
- Use with Pond-Less features
- Inside Dimensions: 7.5" x 6.5"

Item	Retail
PB1557	\$44.99



## Triton 3 Way Valve

Used in fountains and water features, the diverter has a 1.5" inlet that splits to three 3/4" outlets. Each valve can be controlled for maximum flow and control 1.5" inlet diverts water to the three 3/4" outlets.

Item	Retail
TR3DV	\$44.99



## Triton Discharge Assembly

Pre-assembled to connect our Triton 3 Way Valve (Item# TR3DV) 1.5" outlet to our Large Mag-Drive Pump 1" inlet.

Item	Retail
TR3DVDA	\$34.99



## Blue Thumb Nutsetter

For use when installing any Blue Thumb product

- 5/16" x 6" • Magnetic

Item	Retail
IFN6	\$11.99



## Self Tapping Screw

- Marine-grade stainless steel

Item	Retail
SS121413	\$0.75





# Plumbing Parts

## Male Adapters

Item	Description	Retail
L436010	1" Male Adapter; MPT x Slip	\$2.21
L436015	1-1/2" Male Adapter; MPT x Slip	\$2.81
L436102	3/4" x 1" Reducing Male Adapter; MPT x Slip	\$7.43
L436213	1-1/2" x 2" Reducing Male Adapter; MPT x Slip	\$8.17
L436020	2" Male Adapter; MPT x Slip	\$3.84
L436030	3" Male Adapter; MPT x Slip	\$15.93
L436040	4" Male Adapter; MPT x Slip	\$18.35



## Inserts PVC

Item	Description	Retail
L1436005	1/2" Male Adapter; Insert x MPT	\$8.60
L1436007	3/4" Male Adapter; Insert x MPT	\$4.17
L1436101	3/4" x 1/2" Reducing Male Adapter MPT x Reducing Insert	\$9.88
L1429131	1" x 3/4" Reducing Coupling Insert x Reducing Insert	\$7.47
L1406010	1" 90° Elbow Insert x Insert	\$9.33



## Elbows

Item	Description	Retail
L412005	1/2" 90° Street Elbow; MPT x FPT	\$3.61
L406010	1" 90° Elbow; Slip x Slip	\$2.48
L406015	1-1/2" 90° Elbow; Slip x Slip	\$4.69
L406015SW	1-1/2" Sweep Elbow; SP x Slip	\$15.60
L406020	2" 90° Elbow; Slip x Slip	\$7.37
L406030	3" 90° Elbow; Slip x Slip	\$20.91
L406040	4" 90° Elbow; Slip x Slip	\$39.03
L407015	1-1/2" 90° Elbow; Slip x FPT	\$6.12
L407020	2" 90° Elbow; Slip x FPT	\$10.54
L407030	3" 90° Elbow; Slip x FPT	\$41.13
L417020	2" 45° Elbow; Slip x Slip	\$5.77
L423020	2" 45° Street Elbow; SP x Slip	\$6.08
L410012	1-1/4" 90° Street Elbow; MPT x Slip	\$4.92
L410015	1-1/2" 90° Street Elbow; MPT x Slip	\$7.69
L410020	2" 90° Street Elbow; MPT x Slip	\$14.03
L409010	1" 90° Street Elbow; SP x Slip	\$5.76
L409015	1-1/2" Street 90° Elbow; SP x Slip	\$7.20
L409020	2" 90° Street Elbow; SP x Slip	\$14.48
L409030	3" 90° Street Elbow; SP x Slip	\$30.78
L406040	4" 90° Street Elbow; SP x Slip	\$39.03



## Female Adapters

Item	Description	Retail
L435007	3/4" Female Adapter; Slip x FPT	\$1.17
L435010	1" Female Adapter; Slip x FPT	\$2.04
L435015	1-1/2" Female Adapter; Slip x FPT	\$3.60
L435020	2" Female Adapter; Slip x FPT	\$3.57
L435030	3" Female Adapter; Slip x FPT	\$11.61



## Insert Adapters

Item	Description	Retail
L460010	1" Insert Adapter; Insert x SP	\$5.92
L460015	1-1/2" Insert Adapter; Insert x SP	\$6.56



## Reducer Bushings

Item	Description	Retail
L438131	1" x 3/4" Reducer Bushing; SP x FPT	\$3.32
L438251	2" x 1-1/4" Reducer Bushing; SP x FPT	\$7.81
L437168	1-1/4" x 1" Reducer Bushing; SP x Slip	\$2.16
L437211	1-1/2" x 1" Reducer Bushing; SP x Slip	\$3.35
L437212	1-1/2" x 1-1/4" Reducer Bushing; SP x Slip	\$2.45
L437250	2" x 1-1/4" Reducer Bushing; SP x Slip	\$4.48
L437251	2" x 1-1/2" Reducer Bushing; SP x Slip	\$4.48
L437338	3" x 2" Reducer Bushing; SP x Slip	\$13.06
L437422	4" x 3" Reducer Bushing; SP x Slip	\$29.16



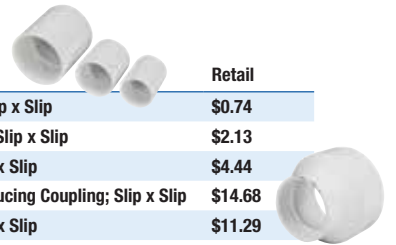
## Tee's, Wye's & Crosses

Item	Description	Retail
L401015	1-1/2" Tee; Slip x Slip	\$6.22
L401020	2" Tee; Slip x Slip	\$8.20
LD600020	2" DWV, Wye; Slip x Slip	\$14.13
L401030	3" Tee; Slip x Slip	\$26.88
LD600030	3" DWV, Wye; Slip x Slip	\$49.34
L401040	4" Tee; Slip x Slip	\$55.57
LD600040	4" Wye; Slip x Slip	\$130.73
L420020	2" Cross; All Slip	\$15.76
L420030	3" Cross; All Slip	\$41.00



## Couplers

Item	Description	Retail
L429007	3/4" Coupling; Slip x Slip	\$0.74
L429015	1-1/2" Coupling; Slip x Slip	\$2.13
L429020	2" Coupling; Slip x Slip	\$4.44
LD102338	3" x 2" DWV, Reducing Coupling; Slip x Slip	\$14.68
L429030	3" Coupling; Slip x Slip	\$11.29
L429040	4" Coupling; Slip x Slip	\$15.52
L429422	4" x 3" Reducing Coupling; Slip x Slip	\$52.98



## PLUMBING KEY

· FPT = Female Pipe Thread

· MPT = Male Pipe Thread

· SLIP = Solvent Cement Socket

· SP = Spigot



# Plumbing Parts

## Plugs



Item	Description	Retail
L450010	1" Plug; MPT	\$5.84
L450015	1-1/2" Plug; MPT	\$6.60
L449020	2" Slip Plug; SP	\$6.18
L450020	2" Plug; MPT	\$6.89
L450030	3" Plug; MPT	\$13.92

## Unions PVC



Item	Description	Retail
15UNION	1-1/2" PVC Union Assembly; Slip x Slip	\$14.16
2UNION	2" PVC Union Assembly; Slip x Slip	\$14.68
3UNION	3" PVC Union Assembly; Slip x Slip	\$50.17



## Ball Valves & Gate Valves

Item	Description	Retail
15GV	1-1/2" "Screw Stem" Gate Valve; Slip x Slip	\$93.89
2GV	2" "Screw Stem" Gate Valve; Slip x Slip	\$120.64
34BVT	3/4" Ball Valve; Threaded	\$4.40
1BVS	1" Ball Valve; Slip x Slip	\$10.56
15BVS	1-1/2" Ball Valve; Slip x Slip	\$16.41
2BVS	2" Ball Valve; Slip x Slip	\$24.60
3BVS	3" Ball Valve; Slip x Slip	\$92.44
15GVS	1-1/2" Gate Valve; Slip x Slip	\$17.54
2GVS	2" Gate Valve; Slip x Slip	\$19.69
4GVS	4" Gate Valve; Slip x Slip	\$169.97

## Suction Strainers



Item	Description	Retail
TS2	2" Basket Suction Strainer; FPT	\$26.37
TS3	3" Basket Suction Strainer; FPT	\$43.08

## UniSeals

Item	Description	Retail
UNI1	1" Black UniSeal	\$4.31
UNI15	1-1/2" Black UniSeal	\$5.46
UNI2	2" Black UniSeal	\$9.12
UNI3	3" Black UniSeal	\$11.36



## Rubber Adapters/Fittings



Item	Description	Retail
1FRNS	1" Rubber Fernco Coupler	\$13.88
15FRNS	1-1/2" Rubber Fernco Coupler	\$12.16
15FRN2	1-1/2" x 2" Rubber Fernco Coupler	\$12.85
2FRNS	2" Rubber Fernco Coupler	\$12.44
2FRN90	2" Rubber Fernco 90 Elbow	\$28.12
2FRN3	2" x 3" Rubber Fernco Coupler	\$17.55
3FRNS	3" Rubber Fernco Coupler	\$18.96
4FRCAP	4" Rubber Fernco Cap	\$23.69
4FRTEE	4" Rubber Fernco Tee	\$87.12

## Bulkhead Fittings



Item	Description	Retail
R175106	1" BulkHead Fitting; FPT x Slip	\$10.37
15BHF	1-1/2" Industrial BulkHead Fitting	\$26.48
2BHF	2" Industrial BulkHead Fitting	\$29.14
3BHF	3" Industrial BulkHead Fitting	\$63.56
4BHF	4" Industrial BulkHead Fitting	\$137.18

## Nipples



Item	Description	Retail
L205011	1/2" Close Thread Nipple	\$1.51
L207013	3/4" x 1 3/8" Close PVC Sch 80	\$3.23
L210015	1" x 1-1/2" Nipple Threaded	\$4.26

## PVC Cement, Primer & Tape



Item	Description	Retail
PVCC	IPS Wet N' Fast PVC Cement; 4 oz	\$10.47
PVCP	IPS P70 Clear PVC Primer; 4 oz	\$8.73
TT12	Teflon Tape	\$1.40

## Hose Clamp



Item	Description	Retail
916HCSS	3/4" Stainless Steel Clamp	\$2.23



# Earth Pond Products & Management





# Lake and Large Pond Products - Keep Your Water Fresh and Sparkling



Crystal-clear ponds and lakes sparkle and shimmer in the sunlight when they're healthy. Our affordable products simplify the process of keeping your water healthy. We offer easy-to-install systems and beneficial products to restore water clarity, reduce muck, remove weeds, aerate, and enhance natural bacterial activity and growth. Heighten the beauty of your water with our wholesome pond dye.



**Scan to shop now!**  
**Lakes & Ponds**



**Shop online 24/7 at**  
**shopbluethumb.com**

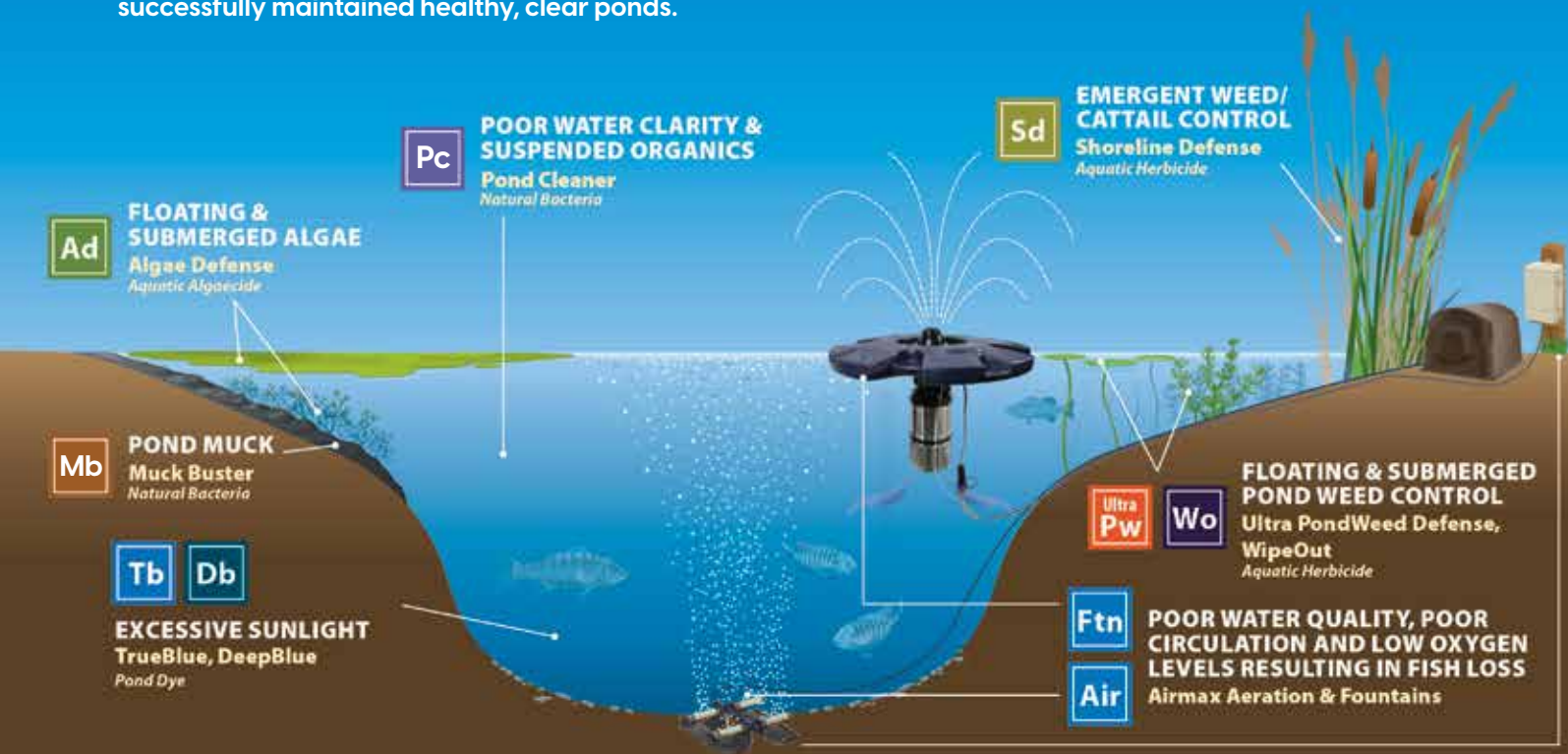


# The Airmax® Ecosystem

## Aeration and Treatments

### Proactive Pond Management With Airmax

Up until the last few years, most pond owners have relied on reactive pond management practices to keep their ponds clear of excessive, unwanted, aquatic growth. They've traditionally waited for the problem to appear then treated it chemically. Although sometimes necessary as a management tool, chemical applications can be bandages for the real problem and can actually contribute to the problem by adding more nutrient rich muck and increasing the overall nutrient load. Since the introduction of the Airmax Ecosystem™ program, pond owners have been able to convert to, and rely on, proactive pond management practices. Using aeration, 100% natural bacteria and/or pond dyes, they've been able to get directly at the source of their problems; excessive nutrients in the water column and muck at the bottom of the pond. By providing microbial competition for these nutrients, they've successfully maintained healthy, clear ponds.





# AIRMAX<sup>®</sup> Science

## THE PROOF IS IN THE SCIENCE

AN INDEPENDENT STUDY WITH AIRMAX AERATION

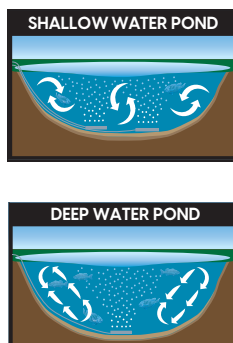
**The Pond:** A 1/2 acre, kidney shaped, 10+ year old pond located in the state of North Carolina. The pond had nearly 12" of muck buildup and required monthly chemical treatments to reduce algae blooms.

**The Plan:** Before the Airmax<sup>®</sup> Aeration System was introduced; water samples were taken for phosphorus, nitrogen, biochemical oxygen demand (BOD), dissolved oxygen and water clarity. Phosphorus and nitrogen are contributors to algae growth while dissolved oxygen and BOD help determine the potential for muck and nutrient reducing aerobic bacteria. A PS2O Airmax Aeration System was installed and water samples were taken every 30 days. The results speak for themselves.

**The Results in 90 Days:** Nitrogen & Phosphorus plummeted 90%. Oxygen became saturated throughout the pond and the water clarity dramatically improved. There was also a major reduction in the amount of algae that needed to be treated. The BOD also decreased substantially while the aerobic bacterial activity increased which was responsible for almost 1/4" of muck reduction in only 90 days.

## WHY POND DEPTH MATTERS

The deeper a diffuser plate is placed in your pond, the more area it can effectively aerate. Shallow ponds, or ponds with irregular shapes & bends, require more diffuser plates per surface acre.

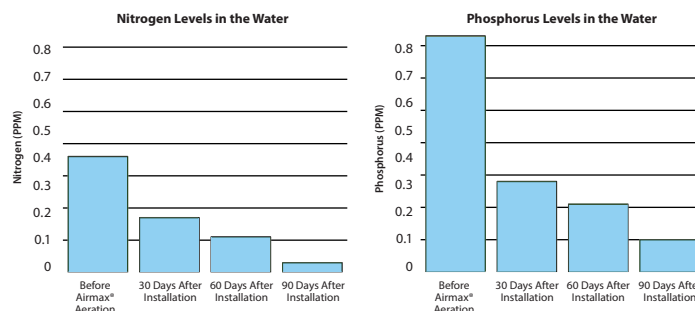


In shallow ponds, the column of diffused air is not able to "open" as far which limits the effective area of each plate. The bends and curves in irregular shaped ponds block the circulation provided by an aeration system which creates the need for more plates to reach isolated sections of your pond.

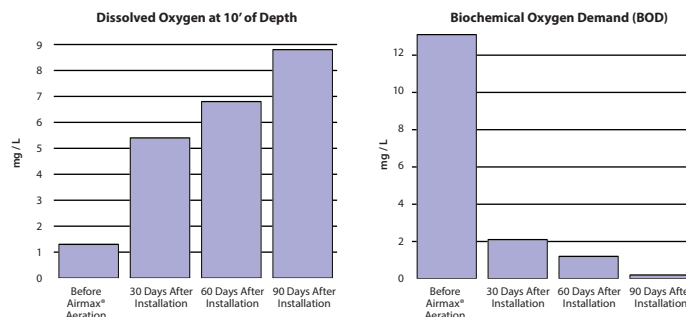
As diffused air leaves the diffuser plate, it rises to the pond's surface in a V pattern, creating a current. The higher this pattern is able to rise, the wider it becomes which allows it to circulate a greater volume of water.

## Improve Water Clarity And Reduce Muck In Just 90 Days!

### IMPROVED CLARITY THROUGH NUTRIENT REDUCTION



### REDUCED MUCK AND HEALTHIER FISH THROUGH OXYGEN SATURATION



### RESULTS YOU CAN SEE IN 90 DAYS



Call Blue Thumb for free aerial mapping service.



# Lake & Large Pond Treatments



**48 - 8oz packets (24lb)**  
Treats a 1/2 Acre Pond for  
12 Months (4 packets/month)

**12 - 8oz packets (6lb)**  
Treats a 1/2 Acre Pond for  
3 Months (4 packets/month)

Use Pond Cleaner LAKE in lakes and ponds to support irrigation, aquaculture, and recreational activities. This natural bacteria formula helps clarify water by utilizing highly concentrated beneficial bacteria and enzymes, all conveniently packed in 8-ounce water-soluble packets. There's no need to open the packets—simply place them in the water, and the bag will dissolve upon contact. The bacteria work to reduce nutrients, odors, and suspended organics in the water, promoting clearer water and a healthier ecosystem that benefits all aquatic life.

## Pond Cleaner™ Lake

- Pond Clarifying Natural Bacteria
- Easy-to-use Water Soluble Packets
- Clears Water & Supports a Healthy Ecosystem
- Eliminates Nutrients, Odors, & Suspended Organics
- Highly Concentrated Beneficial Bacteria & Enzyme Formulation
- All Natural & Safe for All Aquatic Life



Item	Size	Retail
PB2972	12 - 8oz Packets (6#)	\$129.99
PB2965	48 - 8oz Packets (24#)	\$369.99



**384 - 1oz tablets (24lb)**  
Treats 4,000 sq ft of shoreline  
for up to 12 Months

**96 - 1 oz tablets (6lb)**  
Treats 1,000 sq ft of shoreline  
for up to 12 Months

Muck Buster LAKE one-ounce tablets are packed with highly concentrated natural bacteria and enzymes, making them ideal for removing muck along shorelines, docks, or beaches. This powerful formula also serves as a complete treatment for ponds and lakes, eliminating up to 2" of muck per month. For best results, distribute the tablets evenly along the shore or in the water every two weeks when water temperatures are above 50°F. Each package of 64 tablets treats up to 1 surface acre for three months.

## Muck Buster® Lake

- Reduces up to 2" of Muck per Month
- Converts Muck into Odorless Gas
- Great for Beaches, Shorelines, & Dock Areas
- Highly Concentrated Natural Bacteria & Enzyme Formulation
- All Natural & Safe for All Aquatic Life



Item	Size	Retail
PB2941	96 - 1oz Tablets (6#)	\$129.99
PB2958	384 - 1oz Tablets (24#)	\$369.99





Db



Tb

### DeepBlue Pond & Lake Dye

- Tints Water a Deep Blue Color
- Keeps Water Clear & Shaded
- Safe for All Aquatic Life
- Use Every 4-8 Weeks or as Needed
- One Gallon Treats 1 Acre Pond 4'-6' Deep

### TrueBlue Pond & Lake Dye Packets

- Tints Water a True Blue Color
- Keeps Water Clear & Shaded
- Safe for All Aquatic Life
- Use Every 4-8 Weeks or as Needed
- Two Packets is Equivalent to One Gallon of Dye
- 2 Packets Treats 1 Acre Pond 4'-6' Deep

### Blue Lake Dye

- Tints Water a True Blue Color
- Keeps Water Clear & Shaded
- Safe for All Aquatic Life
- Use Every 4-8 Weeks or as Needed
- One Gallon Treats 1 Acre Pond 4'-6' Deep

Item	Size	Retail
ACC2211G	Gallon	\$39.99

Item	Size	Retail
ACC2224	24oz (4 Pkts)	\$64.99

Item	Size	Retail
PB2934	Gallon	\$49.99

## Proven Results in Field Study using Muck Buster LAKE

A customer on Sanford Lake in Michigan treated a beachfront property every two weeks from April through September. In the fall, the village of Sanford performed a drawdown of the lake to maintain the dam. The untreated neighboring area showed a muck buildup, while the adjacent treated area showed the natural sand bottom.



Neighbors beach to the left did not use Muck Buster LAKE



Beach treated for one season with Muck Buster LAKE



Neighbors beach to the right did not use Muck Buster LAKE





# Weed Identification

SUCCESSFUL WEED CONTROL STARTS WITH PROPER IDENTIFICATION.

## IDENTIFY YOUR TARGET

The more mature your pond, the more you have to deal with weeds. They're not only annoying, but they can choke the life out of your delicate ecosystem if action is not taken. You can't treat what you don't know! Identifying those mystery plants is the first step to being successful.

## TWO QUESTIONS TO WEED OUT:

### 1. What's the size of treatment area?

Are you battling five acres or a small swim area? It not only affects the amount needed, but which product works best.

### 2. How is the area used?

Swimming? Livestock? Irrigation? Or just a pretty view? Some products have limited or no water use restrictions following treatment.

## Emergent Weeds

Perimeter Nuisances  
With Submerged Roots

Majority of plant is emerged out of the water. Emergent weeds are rooted plants that grow along the shoreline and stand above the surface or in shallow areas. A defining characteristic of emergent weeds is the stem, which is most often stiff or firm.



Sd

Cattails



Sd

Shoreline Grasses



Sd

Phragmites

## Floating Weeds


They Love  
Shallow Water

Generally found in shallower water, the stem & root system of a "floaters" may start at the pond's bottom, although not always. Foliage will be seen floating on the water's surface. If left untreated, they can completely cover the surface cutting off light and oxygen to the fish below.



Ultra Pw

Watermeal



Wo

Ultra Pw

Duckweed



Wo

Ultra Pw


Sd

Lily Pads

## Submerged Weeds

Deep Roots Make  
For Tough Kill


This "iceberg" of weeds is mostly submerged underwater. One discerning characteristic is their soft stem, which is why they don't usually rise above the water's surface.



Wo

Ultra Pw

Curly Leaf Pondweed



Wo

Ultra Pw

Eurasian Watermillfoil



Wo

Ultra Pw

Coontail

## Treatment options

YOUR LINES OF DEFENSE.



Algae Defense®  
Algaecide



Ultra PondWeed Defense®  
Aquatic Herbicide



WipeOut®  
Aquatic Herbicide



Shoreline Defense®  
Aquatic Herbicide

## Algae/Chara

Musky Odor, Mats On Pond Surface

Algae is a common nuisance with no defined root system. It often floats on the pond's surface in mats, although it may emerge at the pond's bottom before floating to the surface. Chara looks like a submerged weed, but can be differentiated by its musky smell.

Emergent weeds

Chara

Floating weeds

Algae

Submerged weeds



Ad

Algae



Ad

Chara



# AIRMAX™

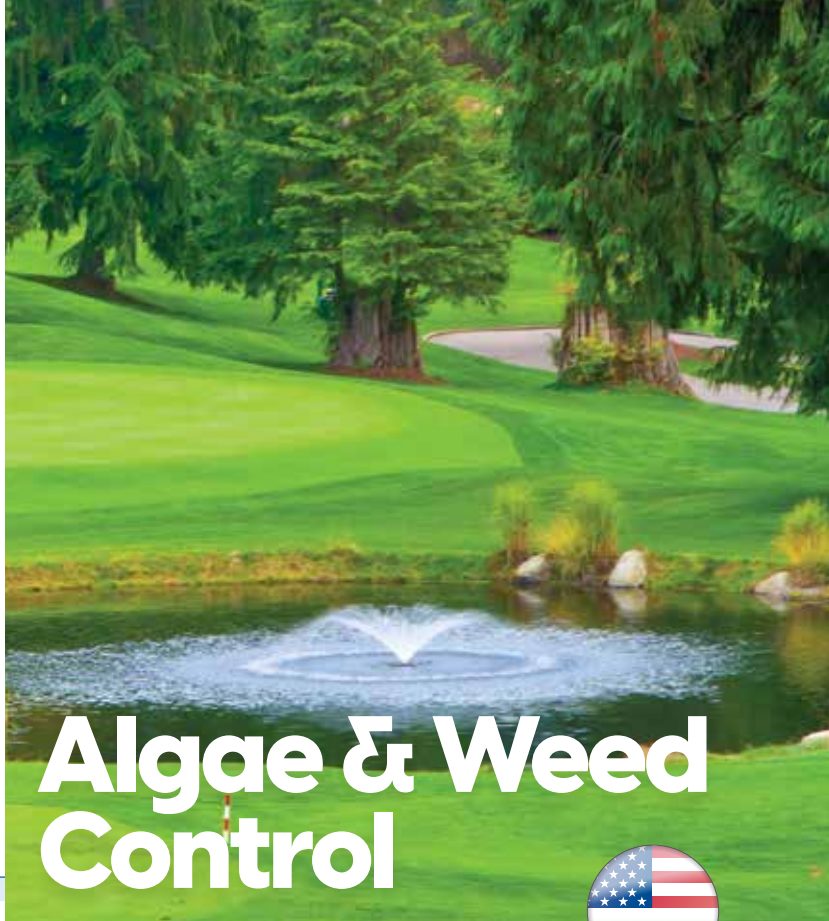
## WipeOut PondWeed Defense®



WipeOut PondWeed Defense is a herbicide for aquatic vegetation in fresh water. Contains fluridone, the same active ingredient found in Sonar® A.S. and Avast!® SC Aquatic Herbicide.

- Controls persistent pond weeds all season
- Treats entire body of water in a single application
- Effective herbicide for floating & submerged weeds
- 4 or 8 ounce size
- 3.8 fl. oz. treats a 1/8 surface acre pond with an average depth of 4 ft.
- Water Restrictions: WipeOut™ PondWeed Defense® carries a 30 day irrigation restriction.
- State Shipping Restrictions: AK, CA, CT, DC, HI, ME, NJ, NY, PR, VT, WA, or Canada

Item	Size	Retail
A530250	4 oz	\$129.99
A530251	8 oz	\$249.99



Made in the USA

## Algae Defense®



- Works on floating & submerged algae
- Fast-acting
- Do NOT use in ponds with koi, goldfish or trout unless carbonate hardness (KH) is above 50 ppm.
- Recommended applicator: 1 - 2 Gallon Sprayer
- 32 fl oz of Algae Defense®, 6 fl oz Treatment Booster™ PLUS, and 2.5 gallons of water in a tank sprayer to treat up to 2,000 sq. ft.
- Water Restrictions: None
- State Shipping Restrictions: AK, CA, CT, DC, HI, ME, NJ, NY, PR, RI, VT, WA, or Canada

Item	Size	Retail
A530130	Gallon	\$49.99

## Ultra PondWeed Defense®



- Rapid-acting contact broad spectrum herbicide
- Excellent for use on coontail, elodea/hydrilla, milfoil and pondweeds
- Recommended applicator: 1 - 2 Gallon Sprayer
- 16 fl oz of Ultra PondWeed Defense®, 4 fl oz Treatment Booster™ PLUS, and 1.5 gallons of water in a tank sprayer to treat up to 2,500 sq. ft.
- Water Restrictions: 3 days drinking, 1 day livestock/ domestic animal consumption, 5 day irrigation.
- State Shipping Restrictions: AK, AZ, CA, CT, DC, HI, ME, NJ, NY, PR, RI, VT, WA, or Canada

Item	Size	Retail
A530144	Quart	\$49.99
A530154	Gallon	\$149.99

## Shoreline Defense®



- Works best on cattails, lilies, loosestrife, phragmites, & other emergent weeds
- Great for shorelines & beaches
- Kills weeds down to their roots
- Mix 8 fl oz of Shoreline Defense®, 4 fl oz Treatment Booster™ PLUS, and 2 gallons of water in a tank sprayer to treat up to 2,500 sq. ft.
- Water Restrictions: None
- State Shipping Restrictions: AK, AZ, CA, CT, DC, HI, MA, ME, NJ, NY, PR, RI, VT, WA, or Canada

Item	Size	Retail
A530157	Quart	\$49.99
A530167	Gallon	\$149.99

## Treatment Booster *Plus*



- Enhances treatment effectiveness
- Works with algacides & herbicides
- Works on underwater weeds and algae
- Mixes directly with your chemical treatment
- 16 oz bottle
- Mix 2 oz. of booster per gallon of treatment

Item	Retail
A530172	\$14.99



# AIRMAX® PondSeries™ Aeration Systems



Made in the USA

## PS10 - One Plate System

- One (1) ProAir™ 4 Weighted Diffuser
- Standard Airmax® Composite Cabinet
- 1/4 HP SilentAir™ Rocking Piston Compressor

Item	3/8" Tubing	Retail
A600822	100 ft	\$1,749.99

### PS10 Specs

Compressor	1/4 HP
Max/Running Amps	1.6
Volts	115
Max CFM	2.3
Op. Cost / Mo.*	\$13.20 (24/7)



## PS20 - Two Plate System

- Two (2) ProAir™ 4 Weighted Diffusers
- Standard Airmax® Composite Cabinet
- 1/2 HP SilentAir™ Rocking Piston Compressor

Item	3/8" Tubing	Retail
A600832	200 ft	\$2,599.99

### PS20 Specs

Compressor	1/2 HP
Max/Running Amps	4.1
Volts	115
Max CFM	4.7
Op. Cost / Mo.*	\$33.00 (24/7)




### ONE (1) DIFFUSER PLATE PROVIDES AERATION FOR:

Up to 1/4 acre at 6'-9' deep  
Up to 1/2 acre at 9'-12' deep  
Up to 1 acre at 12'-50' deep



### TWO (2) DIFFUSER PLATES PROVIDE AERATION FOR:

Up to 1/2 acre at 6'-9' deep  
Up to 1 acre at 9'-12' deep  
Up to 2 acres at 12'-50' deep



## PS40 - Three and Four Plate Systems

- ProAir™ Weighted Diffusers
- Standard Airmax® Composite Cabinet
- 3/4 HP SilentAir™ Rocking Piston Compressor

### PS40 Specs

Compressor	3/4 HP
Max/Running Amps	4.3
Volts	115
Max CFM	5.6
Op. Cost / Mo.*	\$35.40 (24/7)



Item	Diffusers	Max Pond Size	3/8" Tubing**	Retail
A600842	3	3 Acres	300 ft	\$3,349.99
A600867	4	4 Acres	400 ft	\$3,784.99

### THREE (3) DIFFUSER PLATES PROVIDE AERATION FOR:

Up to 1-1/2 acre at 6'-9' deep  
Up to 2 acres at 9'-12' deep  
Up to 3 acres at 12'-50' deep



### FOUR (4) DIFFUSER PLATES PROVIDE AERATION FOR:

Up to 2 acres at 6'-9' deep  
Up to 3 acres at 9'-12' deep  
Up to 4 acres at 12'-50' deep



## PS60 - Five and Six Plate Systems

- ProAir™ Weighted Diffusers
- Standard Airmax® Composite Cabinet
- 1 HP SilentAir™ Rocking Piston Compressor

### PS60 Specs

Compressor	1 HP
Max/Running Amps	6.3
Volts	115
Max CFM	7.1
Op. Cost / Mo.*	\$51.90 (24/7)



Item	Diffusers	Max Pond Size	5/8" Tubing	Retail
A600869	5	5 Acres	Sold Separately	\$5,824.99
A600873	6	6 Acres	Sold Separately	\$6,109.99

### FIVE (5) DIFFUSER PLATES PROVIDE AERATION FOR:

Up to 2.5 acres at 6'-9' deep  
Up to 3.5 acres at 9'-12' deep  
Up to 5 acres at 12'-50' deep

### SIX (6) DIFFUSER PLATES PROVIDE AERATION FOR:

Up to 3 acres at 6'-9' deep  
Up to 4 acres at 9'-12' deep  
Up to 6 acres at 12'-50' deep

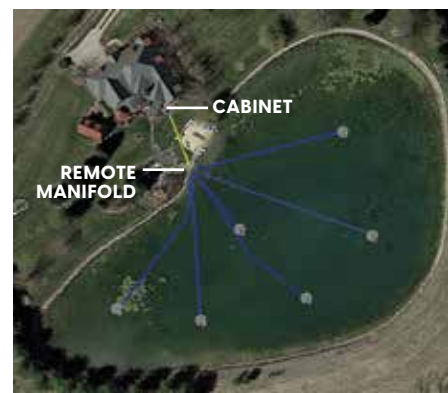
\*Cost Per Month is calculated at 10¢ per kilowatt hour. Please note that costs will vary depending on location.

Use multiple systems in conjunction with each other for larger applications

## Our Powerful PondSeries™ Aerates Large Ponds

Our most popular aeration systems, the Pond Series™ Aeration Systems are powerful enough to aerate an acre per each diffuser and can be adapted to fit uniquely shaped ponds for maximum aeration. Diverse Pond Series systems make aeration a breeze for ponds and lakes up to 50' deep. Our single plate PS10 system is excellent for smaller or regularly shaped ponds. The 6-plate PS60 tackles larger water bodies up to 6 acres. Irregular shaped ponds may require precision plate placement for even circulation.

- Perfect for large ponds or lakes up to 50' deep
- Single systems can aerate up to 6 acres
- Extremely efficient, costs as little as \$13.20/mo. to run 24/7
- Composite Cabinet - 10-year Warranty
- Airline and Diffusers - 5-year Warranty
- Compressor - 3-year Warranty





# AIRMAX<sup>™</sup> Shallow Water Series<sup>™</sup> Aeration Systems

## Shallow Water 20

AERATES PONDS UP TO ¼ ACRE

- Two (2) ProAir<sup>™</sup> 2 Weighted Diffuser
- Standard Airmax<sup>®</sup> Composite Cabinet
- High Efficiency SilentAir<sup>™</sup> Linear Diaphragm Compressor

Item	3/8" Tubing	Retail
A600803 (SW20)	200 ft	\$1,599.99

Specs	SW20
Max/Running Amps	0.6
Volts	115
CFM	2.5
Max Depth	6'
Op. Cost / Mo.*	\$3.60 (24/7)



## Our Shallow Water Series<sup>™</sup> Handles Smaller Ponds Efficiently

Providing bottom-diffused aeration in shallow ponds and lakes can provide a unique challenge to pond owners. Less water depth means smaller plate coverage which usually translates to bigger, more expensive, multi-plate systems. Our Shallow Water Series<sup>™</sup> Aeration Systems provide multiple plates to provide evenly distributed aeration in shallow water applications without forcing customers into large cost-prohibitive aeration units. Designed specifically for use in shallow water, our Shallow Water Series Aeration Systems aerate ponds up to ½ surface acre at 6' deep.

- Perfect for shallow ponds or beach areas up to 6' deep
- Single systems can aerate up to 1/2 acre \*
- Extremely efficient, costs as little as \$3.48/mo. to run 24/7
- Cabinet - 10-year Warranty
- Airline and Diffusers - 5-year Warranty
- Compressor - 2-year Warranty

\* Use multiple systems in conjunction with each other for larger applications.

## Shallow Water 40

AERATES PONDS UP TO ¼ ACRE

- Four (4) ProAir<sup>™</sup> 2 Weighted Diffuser
- Standard Airmax<sup>®</sup> Composite Cabinet
- High Efficiency SilentAir<sup>™</sup> Linear Diaphragm Compressor


Item	3/8" Tubing	Retail
A600813 (SW40)	400 ft	\$2,349.99

Specs	SW40
Max/Running Amps	1.1
Volts	115
CFM	4.9
Max Depth	6'
Op. Cost / Mo.*	\$7.20 (24/7)



## Replacement Diffuser Skid

- Airmax<sup>®</sup> ProAir<sup>™</sup> Weighted Diffuser are designed for maximum oxygen circulation in your pond. Each plate comes with a check valve to prevent back pressure to your compressor.
- Non-Stick coating prevents debris from sticking
- Virtually maintenance free membrane sticks
- Check valve prevents back pressure to compressor



\* Cost Per Month is calculated at 10¢ per kilowatt hour. Please note that costs will vary depending on location.

## Connector Kits



Item	Description	Retail
A490204	3/8" Connects 3/8" Self Weighted Tubing	\$5.99
A490206	5/8" Connects 5/8" Self Weighted Tubing	\$5.99
A490205	Connects 3/8" Tubing to 5/8" Tubing	\$9.99

## Self-Weighted Tubing



Item	Description	Retail
PB1670	3/8" x 100' Roll	\$164.99
AIR38CC	3/8" Custom Cut to Length	\$2.95/ft.
PB1675	5/8" x 100' Roll	\$219.99
A510120	Direct Burial Tubing 5/8" x 100' Roll	\$54.99

Item	Description	Retail
A490354	ProAir 2 Skid, fits Shallow Water	\$180.00
A510166	ProAir 4 Skid, fits PondSeries	\$285.00
A510168	Replacement Diffuser Stick	\$38.99

## Replacement Compressors

Item	Description	Style	Retail
A510503	1/4HP for PS10	RP25 87R	\$579.99
A510501	1/2HP for PS20 & PS30 (2016-2021)	RP50 87R	\$799.99
A510532	3/4HP for PS30 & PS40 (2022)	T75 RP75	\$799.99

## Compressor Maintenance Kits

Item	Description	Retail
A510510	For RP25 87R 1/4HP	\$129.99
A510511	For RP50 87R 1/2HP	\$169.99
A510541	For T75 RP75 3/4HP (New 2022)	\$179.99







Crown & Trumpet

**AIRMAX**

# Pond Fountains



Classic

Large Pond Fountains are pleasant to look at and listen to. They help circulate and aerate surface water. For maximum aeration benefits, refer to page 132.



Trumpet

## 3 SPRAY PATTERNS

Trumpet



14' H x 7' W

Crown & Trumpet



8' H x 32' W

Classic



6' H x 16' W



# AIRMAX® EcoSeries Fountain Kit



Made in the USA



## EcoSeries Fountain Features


- Includes 3 spray patterns
- Additional premium spray patterns available
- Energy efficient, fully sealed motor, 6A, 690W @ 120V
- Asynchronous motor, silicon carbide (SiC) shaft bearing and ceramic shaft
- Stainless steel suction screen, body and motor lead
- Included control panel for fountain, optional light sets
- 3-year warranty on fountain & lights

## 1/2 HP EcoSeries Fountain Kit

### EcoSeries Fountain Kit

- 1/2 HP fountain pump
- Quick disconnect
- Stainless steel wrapped motor lead
- Control panel with timer & photocell
- 3 Nozzles: Classic, Trumpet, Crown & Trumpet

Item	Description	HP	Cord	Retail
A652883	3 patterns + control panel	1/2HP	100'	\$2,199.99
A652884	3 patterns + control panel	1/2HP	150'	\$2,374.99
A652885	3 patterns + control panel	1/2HP	200'	\$2,474.99
A652886	3 patterns + control panel	1/2HP	250'	\$3,099.99



## LED Light Kits

Now you can set the mood by changing the color including: white, blue, green, red and more. The Airmax® RGBW Color-Changing LED Light Set is run by a wireless remote with a range of up to 200 feet. The Wireless remote allows you to change colors, dim/brighten the lights, control flash speed and run up to 9 preset programs.

**Requires:** 2 AAA Batteries (Included).

- Adjustable above waterline design
- Completely sealed light housing ensuring maintenance-free operation
- Fast installation with no tools required
- Includes 100' power cord and strain relief: 150', 200', 250', 300', 350', 400', 450', 500', 550' and 600' power cord lengths are available
- Underwater disconnect and stainless-steel braiding between light fixtures and power leads to protect the power cord
- 3-year warranty



Item	Description	Color	Cord	Retail
A652735	LED 2 Light Set	RGBW	100'	\$1,099.99
A652736	LED 2 Light Set	RGBW	150'	\$1,172.99
A652737	LED 2 Light Set	RGBW	200'	\$1,244.99
A652738	LED 2 Light Set	RGBW	250'	\$1,317.99
A652742	LED 4 Light Set	RGBW	100'	\$1,769.99
A652743	LED 4 Light Set	RGBW	150'	\$1,842.99
A652744	LED 4 Light Set	RGBW	200'	\$1,914.99
A652745	LED 4 Light Set	RGBW	250'	\$1,987.99

\*RGBW = Red, Green, Blue, White



## Accessories



### 150' Fountain Mooring Kit

Item	Retail
A651052	\$149.99



### Fountain Filter Sock

Item	Retail
PB1557	\$44.99



# AIRMAX® Pond Series Fountain Kits



Made in the USA

## Airmax® Pond Series Fountain Features

- High flow, energy efficient design
- NEMA 3R rated control panel with 2 digital timers and GFCI protection, with or without auxiliary power
- 3 industry leading spray patterns
- Fully sealed motor with silicon carbide (SiC) shaft bearing and ceramic shaft
- Stainless steel suction screen, body and motor lead
- Oversized modular intake screen
- Power cord lengths ranging from 100' to 600'
- Underwater quick disconnect
- Fountains include a 3-year manufacturer's warranty



Trumpet



Crown & Trumpet



Classic

## 1 HP Series Fountain Kit

**Aerates up to 1/2 acre**

Kit Includes:

- 1 HP Fountain Pump, 230V Motor
- 3 Nozzles:  
Classic pattern dimensions: 9.5'H x 23'W  
Trumpet pattern dimensions: 16'H x 6'W  
Crown & Trumpet pattern dimensions:  
Trumpet 11'H x 6'W, Crown 4.5'H x 32'W
- Control Panel with timer & photocell
- 3-year manufacturer's warranty on fountain & control panel

Item	Size	Cord	Retail
A653028	1HP	100'	\$6,119.99
A653029	1HP	150'	\$6,432.99
A653030	1HP	200'	\$6,744.99
A653031	1HP	250'	\$7,057.99

## 2 HP Series Fountain Kit

**Aerates up to 1 acre**

Kit Includes:

- 2 HP Fountain Pump, 230V Motor
- 3 Nozzles:  
Classic pattern dimensions: 14'H x 28'W  
Trumpet pattern dimensions: 17'H x 7'W  
Crown & Trumpet pattern dimensions:  
Trumpet 13'H x 8'W, Crown 6.5'H x 38'W
- Control Panel with timer & photocell
- 3-year manufacturer's warranty on fountain & control panel

Item	Size	Cord	Retail
A653050	2HP	100'	\$6,919.99
A653051	2HP	150'	\$7,232.99
A653052	2HP	200'	\$7,544.99
A653053	2HP	250'	\$7,857.99

## LED Light Kits



See page 141 for details on these  
Airmax® RGBW Color-Changing LED Light Sets

Item	Description	Color	Cord	Retail
A652735	LED 2 Light Set	RGBW	100'	\$1,099.99
A652736	LED 2 Light Set	RGBW	150'	\$1,172.99
A652737	LED 2 Light Set	RGBW	200'	\$1,244.99
A652738	LED 2 Light Set	RGBW	250'	\$1,317.99
A652742	LED 4 Light Set	RGBW	100'	\$1,769.99
A652743	LED 4 Light Set	RGBW	150'	\$1,842.99
A652744	LED 4 Light Set	RGBW	200'	\$1,914.99
A652745	LED 4 Light Set	RGBW	250'	\$1,987.99

\*RGBW = Red, Green, Blue, White

**\*5 HP Series Fountain and Lighting Kits available. Call for details.**


\*Longer cord lengths available up to 600 ft. Call for details.

\*Fountains on this page are direct shipped from manufacturer.



# Earth Pond Waterfalls

Adding waterfalls to earth ponds has become increasingly popular recently. Until now, there wasn't a good design that addressed the challenges that come with completing this type of installation. Our system incorporates an external pump that draws water through a slotted pipe intake system (buried in gravel to reduce clogging) and then up to the waterfall box. This system assists in aeration and eliminates stratification of the water as well.



Made in the USA

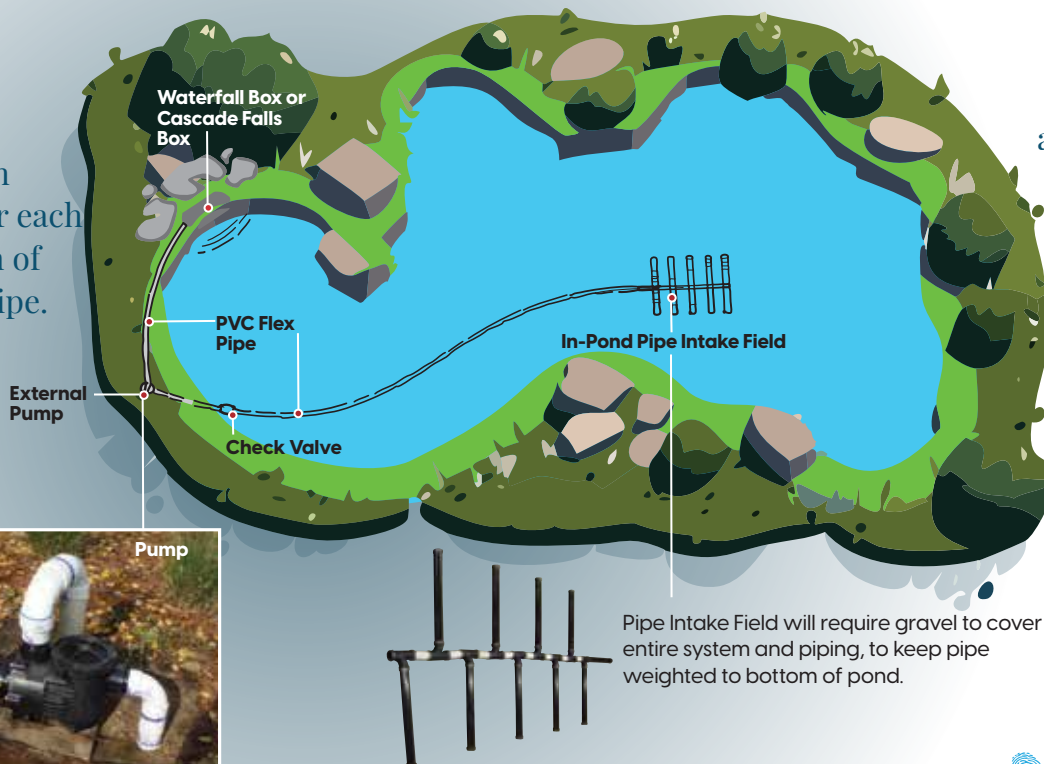
## Earth Pond Pumps

Item	External Pump	Outlet	Cord	Retail
BT1292C	9,240 gph; 115V	3"	6' cord	\$1,478.00
BT34105C	10,500 gph; 115V	3"	6' cord	\$1,616.00
BT1120C	12,000 gph; 115V	3"	6' cord	\$1,702.00
BT3HF	17,820 gph; 230V	3"	Direct Wire	\$1,785.00
BT5HF	19,740 gph; 230V	3"	Direct Wire	\$2,107.00

## Accessories

Item	Description	Retail
4SLPIPE4	Slotted Pipe, 4" Dia. x 4' long	\$119.99
4FRCAP	Black Flexible End Cap 4"	\$23.69
4FRTEE	Black Flexible Tee 4"	\$87.12
4PVC12	Schedule 40 PVC Pipe 4" x 12" long	\$9.99
KSC40005	4" Swing Check Valve; slip x slip (no unions)	\$139.37

1,600 gph  
rating for each  
4' section of  
slotted pipe.



Each system is custom to the application. Call for free design consultation.



# Knowledge Center

Here are some handy formulas to help you to get the proper items for your project.

## Tuscany Vase Information

### Tuscany Small Vase (30"-32" Tall)

Vase Weight = Approximately 87 lbs  
Vase Volume = Approximately 16.59 gallons  
Vase Weight with Water = Approximately 222.72 lbs

### Tuscany Medium Vase (35"-37" Tall)

Vase Weight = Approximately 93 lbs  
Vase Volume = Approximately 23.64 gallons  
Vase Weight with Water = Approximately 282.12 lbs

### Tuscany Large Vase (39"-41" Tall)

Vase Weight = Approximately 128 lbs  
Vase Volume = Approximately 30.68 gallons  
Vase Weight with Water = Approximately 373.44 lbs

### Tuscany Tall Vase (47"-50" Tall)

Vase Weight = Approximately 155 lbs  
Vase Volume = Approximately 40.99 gallons  
Vase Weight with Water = Approximately 482 lbs

### Tuscany Super Tall Vase (54"-56" Tall)

Vase Weight = Approximately 250 lbs  
Vase Volume = Approximately 45.161 gallons  
Vase Weight with Water = Approximately 611.29 lbs



## Polished Pebbles (40 lb bag)

One bag covers approximately an 18" x 18" area

## Pond-Less Formulas

### Streams

Length x Width x Average Depth x .25 x 7.48 = Gallons in Stream  
Example: 15 x 3 x 1.5 x .25 x 7.48 = 126 gallons

### Waterfall Flow Rate

The flow rate is how much water is moving over a waterfall and/or stream. The larger the flow rate the louder the water will be.

- Soft Flow = 100 gph per inch of spillway
- Medium Flow = 150 gph per inch of spillway
- Loud Flow = 200 gph per inch of spillway

Spillway Width x Flow Rate = Total gph  
Example: 16" spillway x 150 gph = 2,400 gph

### Water in Transit

Is the total amount of water moving in your water feature. This includes the water in your pipe and stream.  $L \times W \times .25 \times 7.48$  = Water in Transit.  
Example: 15 x 3 x 1.5 x .25 x 7.48 = 126 gallons of water in Transit.

### Basin Size

$3 \times \text{Water in Transit} \div 7.48$  = cu ft of basin needed  
Example:  $3 \times 126 \div 7.48$  = 51 cu ft

### Basin Matrix Capacity

Large Matrix – 4.3 cu ft holds 32 gallons  
Small Matrix – 2.3 cu ft holds 17 gallons

### Stream Flow Rates

Residential and Sheet Falls: 1,500 gph for every foot of weir width  
Commercial and Bouldering Falls: 3,000 gph for every foot of weir width

## Pump Information

### Suggested Flow Rate for Ponds

Standard water gardens require the water to be circulated at least once every two hours. For Koi ponds you'll need to have a pump that will circulate once every hour.

### Head Height

Dynamic head pressure is found by taking the vertical height of your waterfall; the distance between where your pump is (typically in the skimmer) and where your waterfall is, adding the static head pressure (pipe and fittings) 1' for every 10' of tubing and 1' for every elbow or "T" fitting. Example:  $3(\text{vertical height}) + 2.5(\text{tubing}) + 2(\text{elbows}) = 7.5$





## Pond Formulas

### How to Find the Correct Liner Size

Max Depth x 2 + Max Width + 2' over lap = Width of Liner

Example: 1.5 x 2 + 10 + 2 = 15' Width

Max Depth x 2 + Max Length + 2' over lap = Length of Liner

Example: 1.5 x 2 + 15 + 2 = 20' Length

### Calculate Gallons of Water

#### Square Pond

Length x Width x Average Depth x 7.48 = Gallons in Pond

Example: 10 x 15 x 1.5 x 7.48 = 1,683 gallons

#### Circular Ponds

Length x Width x Average Depth x 7.48 x .80 = Gallons in Pond

Example: 10 x 15 x 1.5 x 7.48 x .80 = 1,346 gallons

#### Streams

Length x Width x Average Depth x .25 x 7.48 = Gallons in Stream

Example: 15 x 3 x 1.5 x .25 x 7.48 = 126 gallons

### Waterfall Flow Rate

The flow rate is how much water is moving over a waterfall and/or stream.

The larger the flow rate the louder the water will be.

- Soft Flow = 100 gph per inch of spillway
- Medium Flow = 150 gph per inch of spillway
- Loud Flow = 200 gph per inch of spillway

Spillway Width x Flow Rate = Total gph

Example: 16 x 150 = 2,400 gallons per hour

### Quantity of Boulder for a Pond

(Length x Width) / 40 = Tons of Boulders

For every 1 ton of 6"-12" boulders, get 2 tons of 12"-18" boulders and 1 ton of 18"-24" boulder.

### Quantity of Boulders for a Stream

1½ tons for every 10' of stream using 1:2:1 ratio above.

### Quantity of Gravel for a Pond

Pond Gravel = 25% of the tons of boulders used in the pond.

### Quantity of Boulders for Face of Waterfall Box

22" = 1 ton of mixed boulders

30" = 1½ tons of mixed boulders

40" = 3 tons of mixed boulders

### Quantity of Stone Used in a Bog Filter (per 10 sq ft)

900 lbs of 1½" - 2" Washed River Gravel

900 lbs of ½" - 1" Washed River Gravel

#### Quantity of boulders used around perimeter of bog filter

¼ ton of 6" - 12" Boulders will cover 20 linear feet

½ ton 12" - 18" Boulders will cover 5 linear feet

#### Quantity of boulders for retaining wall

1 ton of 12" - 18" Boulders will cover 10 linear feet

1 ton of 18" - 24" Boulders will cover 5 linear feet



# Enhance Your Environment with shopbluethumb.com

Visit [shopbluethumb.com](http://shopbluethumb.com) and discover the perfect addition to your space. Let the soothing sounds of water and the beauty of our creations inspire your next project.



**Register for a  
retail account online  
today!**

- Order online at retail prices 24/7
- Access spec sheets and product info
- Download Installation Manuals
- Review & Track Orders





# Promotional Material

Create a Private  
Retreat

What do you take on a consultation to a prospective client's home? Utilize our Water Feature Inspirations Booklets during your next consultation and you'll soon be installing water features on every job.

## Make a Great First Impression with Blue Thumb Inspiration



### Fountain Banner

Item	Size	Retail
ABBANNER	6' x 3'	\$75.00

Scan to download now!  
Inspiration Book



Shop online 24/7 at  
[shopbluethumb.com](http://shopbluethumb.com)

### Inspirations Booklets

Blue Thumb is making it easier to promote and sell water features. This color booklet shows our most popular water feature options, with tips and placement ideas.




### Booklets & Catalogs

Item	Description	Size	Retail
PPLNR	Pond Planner	8.5" x 11"	FREE
PBWT	Water Treatment Trifold	4" x 9"	FREE



We Manufacture Products to Help you Design,  
Install, & Maintain Better Water Features



Become an Authorized Blue Thumb Contractor  
and receive referrals from our website

Scan to Register Online Today!



3 WAYS TO SHOP | NATIONWIDE SHIPPING

Online: [shopbluethumb.com](http://shopbluethumb.com) | Call: 888.619.3474 | Email: [sales@bluethumbponds.com](mailto:sales@bluethumbponds.com)